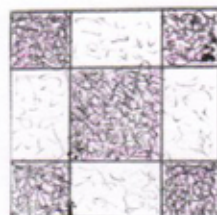


RONALD MCDONALD BLOCKS OF THE MONTH. All finish at 9" (9 1/2" raw edges)

APRIL Using just two thirties fabrics, your choice of color, one light and one darker (or a thirties fabric and a beige which reads as a solid), cut: from the dark, four 3" squares  
one 4 1/2" square  
from the light, four 3" x 4 1/2" rectangles




Sew together as shown.

MAY Using just two greens (Green, aqua, teal, lime, etc.), one light and one dark, cut:

from dark: two 5 1/2" squares  
from light: two 5 1/2" squares

Using one light square and one dark, make half-square triangle blocks. repeat with remaining squares. Trim all four to 5" squares. Sew together as shown.



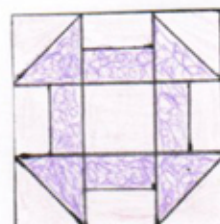
JUNE From two fabrics, the darker in purple, any shade, the lighter in beige, cut:

from purple: two 4" squares  
four 2" x 3 1/2" rectangles  
from beige: two 4" squares  
four 2" x 3 1/2" rectangles  
one 3 1/2" square

Using one dark and one light 4" square, make two half-square triangle blocks; trim to 3 1/2". Repeat for other 4" squares.

Sew one light and one dark rectangle together on long side. Repeat for all rectangles.

Sew these units together as illustrated.



JULY Using three fabrics, one dark and one light from the color of your choice, plus a background that looks well with them, cut:

from dark: three 4" squares  
from light: one 7" square  
from background: three 4" squares  
one 7" square

Using one dark and one light 4" square, make two half-square triangle squares. Trim to 3 1/2". Repeat for remaining 4" squares. You will have one extra. With the light and beige 7" squares, make two half-square triangle squares. Trim to 6 1/2". You will only use one.

Put the block together as shown. Please include your extra pieced squares when you turn this block in.



AUGUST Using only two fabrics, your choice of color in a medium to dark shade in a small print and a sharply contrasting background, cut: from color: four 3 1/4" squares  
one 5 1/2" square

from light: four 3 1/4" squares  
one 5 1/2" square

Make eight half-square triangle squares using the 3 1/4" squares; trim to 2 3/4". Make two half-square triangle squares using the 5 1/2" squares; trim to 5". Sew together as shown. BE SURE the pinwheels spin as shown.

