


On Point!



Special Issue

PUBLICATION OF THE NORTHERN STAR QUILTERS' GUILD
www.northernstarquilters.com SOMERS, NEW YORK

2009-2010: *The Year at a Glance*

Meetings

September 15: Pamela Allen
"Quilting with Attitude"

•

October 20: Sally Collins
"Small Scale Quiltmaking—What Is It?"

•

November 17: Holiday Boutique
Debbie Caffrey
"Finding and Unleashing the Creativity
Within You"

•

December 15: Sandra Dorrbecker,
"Judging A Quilt Show,
Knowledge For The Quilter"

•

January 19: **All About Bags**
Sponsored by the Education Committee

•

February 16: **Preventing Injuries While Quilting**
Sponsored by the Education Committee

•

March 16: Mary Ellen Kranz
"The Top Ten Ways Quilt Makers Can Use
Computers"

•

April 20: Nancy Kerns
"My Appliqué Evolution"

•

May 18: Mary Anne Ciccotelli

•

June 15: **Salad Supper and Library Book
Sale**

World of Quilts XXXI
May 1 and 2, 2010

Workshops

Sept. 16: Pamela Allen
"My Quilt--My Rules"

•

Oct. 18-19: Sally Collins
"Patchwork Pincushion"

•

Nov. 17: Debbie Caffrey
"Power Cutting & Power Cutting, Too"

•

March 16: Mary Ellen Kranz
"Blending Photos with Fabric"

•

April 21: Nancy Kerns
"Appliqué & Baltimore Album"

•

May 3: Susan Cleveland
"Piping Hot Bindings"

2009-2010 Board Meeting Dates

All Board Meetings will be held at JFK High School
on the Tuesday before the general Guild Meeting.

September 8	December 8	March 9
October 13	January 12	April 13
November 10	February 9	May 11
		June 8

SUPER SATURDAY • FEBRUARY 27, 2010 • JFK High School

2009-2010 Programs

September 15

[Pamela Allen](#), Kingston, Canada

Quilting with Attitude

Pamela Allen is an award-winning fiber and mixed media artist who describes her style as "folksy/funky and contemporary." She earned an honorable mention at Houston in 2008 and a nomination by Professional Quilters Magazine as Teacher of the Year. She will tell the tale of her quirky journey and the trials in becoming an art quilter without really knowing how to sew!

October 20

[Sally Collins](#), Walnut Creek, California

Small Scale Quiltmaking—What Is It?

Sally Collins' quilts range in size from small to wall size. Recognized for her quality workmanship, attention to detail, and teaching expertise, she is most interested in quiltmaking, the journey. Sally will introduce you to a unique, fresh approach to small-scale quiltmaking. She will share quilts that excite the eye, challenge the hand, and tempt the imagination.

November 17

[Debbie Caffrey](#), Santa Fe, New Mexico

Finding and Unleashing the Creativity Within You

Debbie Caffrey is a self-published author of many books and over 100 patterns. She has taught many energy-filled workshops nationwide from guilds to the Houston Quilt Festival. Debbie's mantra is: "Quilting is my passion, and I want it to be yours." Her lecture will encourage you to become aware of what you see and incorporate it into your quilts.

December 15

Sandra Dorrbecker, West Milford, New Jersey

Judging A Quilt Show, Knowledge For The Quilter

Sandra will show us what a judge looks for in quilting with good and bad choices. Sandra is an NQA certified judge and will lead this open format lecture. Quilts and examples will be on display. Sandra will demonstrate Why some quilts win and others don't. Why it needs to be more than just a pretty quilt. Questions are invited in this interactive presentation.

January 19

Sponsored by the Education Committee

All About Bags

We will be setting up about 8-10 different member demonstrations of different types of bags, such as shopping bags, hand-bags, gift bags, iPod bags, diaper bags, and whatever else we dig up that looks like a fun project.

February 16

Sponsored by the Education Committee

Preventing Injuries While Quilting

We will highlight ways to prevent quilting injuries and demonstrate tools that are available to help with common physical problems that tend to afflict quilters. Quilting should never cause a pain in the neck, the back or the hands, etc.

March 16

[Mary Ellen Kranz](#), Greensboro, NC

The Top Ten Ways Quilt Makers Can Use Computers

If you send email, you are ready to use the computer as a quiltmaking tool. Learn about the various software packages for quilters and fiber artists. Discover the roles played by printers, scanners, and digital cameras in addition to supplies for the "virtual quilt maker." Mary Ellen's lecture will survey the latest technologies for designing extraordinary quilts.

April 20

My Appliqué Evolution

[Nancy Kerns](#), Skillman, NJ

Over the past 30 years, Nancy has developed into an award winning appliqué quilter and NQA Certified Quilt Teacher. Her "Tribute to Baltimore" has been included in Baltimore Album exhibits at Houston and Chicago. Nancy will present a trunk show of quilts and discuss the changing techniques that she has used spanning her more than 30 years of quiltmaking.

May 18

[Mary Anne Ciccotelli](#)

June 15

Salad Supper and Library Book Sale

Share your favorite salad with us and we'll get you a great buy on some terrific quilting books at our yearly Library Sale.

Carolynn Young, VP Programs
cjyoung1@comcast.net

2009-2010 Workshops

Sign up for one or more of our outstanding workshops. You will need to pay upon sign up. Remember, workshop fees are non-refundable so please check your calendars and choose carefully.

September 16

My Quilt--My Rules

This is a class in freeform fabric art. The main focus of this workshop is to venture outside the conventional methods of quilting into an open-ended approach to ART MAKING with fabric. Many of the techniques are familiar to art quilters: piecing, raw edged appliqué and hand embellishing. We will develop a fabric collage by freehand scissor cutting, layering of different fabrics, mixing unlikely combinations of fabrics, exploring three-dimensional effects by means of rolled or stuffed fabric... many and ANY other means to achieve an interesting work of art. Students will be able to complete a spectacular small quilt during the course of the class.

PAMELA ALLEN

\$50

October 18 and 19

Patchwork Pincushion - 2 Days

This class will focus on precision piecing using a 3" sampler block that is bordered and then finished with a piped edge, filled and closed. Effective methods and techniques for choosing color and fabric, cutting, sewing, finishing and evaluating/measuring your own work will be covered to help students achieve quality workmanship in any scale. If you are interested in improving your sewing skills and creating a great product, this is the class for you.

SALLY COLLINS

\$100

Wednesday, November 18

Power Cutting & Power Cutting, Too

No UFO's! Power cutting is a collection of cutting techniques that allows quilters to choose the one that is best for the task at hand. For instance, making a few large half-square triangle units for a quilt should employ a different approach than making many small units. Working with scraps, strips, and charm squares requires different techniques than working with yardage of a few fabrics. Learn how to decide upon a plan of attack.

This workshop starts with the basics of preparing and handling fabric -- using rotary cutting tools, holding a ruler so that it doesn't slip, understanding why strips sometimes look like rickrack -- and quickly goes well beyond the basics of cutting your fabric prior to making your quilt. All skill levels and any quilter who uses a rotary cutter can benefit from this workshop.

DEBBIE CAFFREY

\$50

Wednesday, March 17

Blending Photos with Fabric OR Larger-than-Life--Photo Printing

Learn how to print an image on fabric using an ordinary inkjet printer so that the finished piece is larger than life. You can make a single photo into your own whole cloth piece using Mary Ellen's innovative techniques. The secrets of producing crisp, richly colored, soft and washable fabric photographs will be shared in this workshop.

MARY ELLEN KRANZ

\$50

Wednesday, April 21

Appliqué & Baltimore Album

Nancy will teach us tips and tricks of freezer paper Appliqué to make a beautiful Baltimore Album, perfect placement, sharp points and smooth curves and pressing the finished block.

NANCY KERNS

\$50

Monday, May 3

Piping Hot Binding

Piped bindings add spark and a professional finish to any style piece. Every detail of binding and tiny, perfect piping will be covered in class with step-by-step demos and printed instructions. Machine differences will be addressed so students will be successful with their own machines. Students work on their practice piece to achieve making perfect piping, preparing the quilt, applying binding, mitering corners, joining tails, and finishing for a show-quality back. Variations will be on display and discussed. Many major award-winners are using this technique to achieve stunning results!

SUSAN K. CLEVELAND

\$50

Carolynn Young, VP Programs

cjyoung1@comcast.net

Education

Show and Tell

Everyone loves to see the quilts that other members have made. We hope to come up with a special theme for each meeting's Show and Tell, but please bring your quilts to share regardless of whether they fit the theme. Also if like me you specialize in VFQ's (Virtually but not quite Finished Quilts), bring them in anyway -- with or without the back, the binding or whatever. Once again, we will be using the guild's camera at certain designated meetings so that everyone can see the details on some of the smaller quilts (or the small detail on some of the larger quilts). Watch the newsletter each month for more information on the availability of the camera.

Special Interest Groups

Two Special Interest Groups (maybe more later) will be meeting this year immediately before each general meeting, from 5:45 to 6:45 pm. The **Art Quilt Group** will meet in the library and the **Hand Applique Group** in the cafeteria. Feel free to drop in on any of the Special Interest Groups. There is no commitment and you can go to a different one each month.

Hand Applique – Once again, Kathy Kaplan and I are going co-facilitate this group. The Hand Applique Group has members with a broad range of experience, from experts to beginners, and new members are always welcome. Notes and pictures from each meeting are emailed to everyone on the email list, so if you are interested in joining us, please be sure to give your email address to Kathy or me. This year we will be experimenting with a sort of Block of the Month format. Each member will work on a block of their choice from the Campbell Ayars books on Jacobean appliqué, the new William Morris in Applique book by Michele Hill or a pattern of their own choosing. Each month we will bring in our current blocks and discuss questions that we have come across in their construction. We will also spend some time admiring each other's work. We will be doing periodic demonstrations of particular techniques that crop up in many of these blocks and will try and show different methods of achieving the same visual results. Everyone will work at her own pace with no pressure to finish a different block each month. Please join us.

Art Quilt – Barbara Sferra is the new facilitator of the Art Quilt Group. She is taking over from Susan Osinoff who has done a wonderful job with this group for so many years. The Art Quilt Group intends to provide opportunities to share ideas and techniques. Demonstrations planned for the coming year include free-motion stitching of feather designs, woven quilts, paints and resists, thread painting, puffy paints, fused borders and bindings. A challenge is once again being planned for exhibition at the Quilt Show in May. Please join us if you are interested in creative, new techniques with many different media!


Diane Linker, VP Education
dianelinkersq@verizon.net

NSQG Boutique

The Holiday Boutique will be held at 6:00 PM on November 17, 2009, in the main entrance lobby of JFK before the start of the general meeting. The Boutique is your chance to purchase lovely items handmade by our own Guild members. Come early and do some early holiday shopping! Bring family and friends as there will be no admission charge for this one meeting.

Would you like to participate by selling some of your quilt-related work? Providing you are a NSQG member in good standing and have made all of the items you plan to sell, we welcome your participation! There is a \$25 fee per table for vendors. You can share or have your own table; just sign up in advance with either Judy or Stephanie. Information will be available at the September and October meetings or contact Judy at jjquilt45@aol.com or Stephanie at artsteph65@aol.com.

Judy Jones and Stephanie Santangelo, Boutique Coordinators



World of Quilts XXXI Show: May 1 & 2, 2010

Registration deadline: March 31, 2010

Categories: same as last year

Members: may enter up to 4 quilts in show

Non Members: may enter 1 quilt in show

Remember: 4" sleeve

Quilt drop off: Sat., April 24, 2010

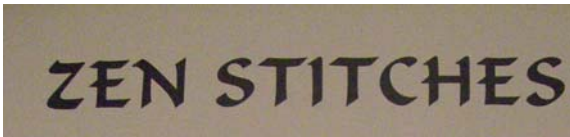
Judging: Wed, April 28, 2010

Special Exhibits: Members may request space for a special exhibit. All requests must be in writing and received no later than January 1, 2010. Decisions regarding special exhibit requests will be determined by the beginning of February 2010.

Volunteers: If you have a special talent to share & wish to volunteer, please email the quilt show chair.

Mayann Weinberg, VP Quilt Show

mayann01@hotmail.com



[Hammond Museum](#) Trustee (and NSQG member) Gail Pantezzi curated the Zen Stitches show, which invited quilters to interpret the Museum's Japanese Stroll Garden in fabric. Gail stands in front of Mary Cannizzaro's entry. The show continues through September 19 at the Museum located in North Salem, NY.



Member Ads

Guild members are entitled to post one ad a year in the Newsletter.

Requirements are:

- 25 words or less, plus your name and email address
- ready to be copied into the column "as is"
- quilt-related content
- due by the Friday after the Guild meeting

Please email your ad to newsletter@northernstarquilters.com or give a written copy to a Communications Committee member at the monthly meeting. Due to limited space, it's possible that your ad will not appear in the month you submit it... but we'll try.

This Month's Member Ad

.....99k Singer in a cabinet w/bench for sale, booklet, accessories...\$35.

Ina Helfand Sewcool39@aol.com

2010 NSQG Challenge

The year 2009 was a hard year for many people around the world, but it was also a year of renewed hope. This challenge is an opportunity to create a quilted expression of what you hope the year 2010 will bring to you, your family, your country or your planet.

Rules:

- Finished quilt is to measure 20 in. high by 10 in. wide. (Vertical orientation ONLY!)
- The number 2010 must be incorporated in the quilt design.
- Incorporate ONE or BOTH of the following words in the design of your quilt: "HOPE" "WISH"
- Each quilt must have a four-inch (4") hanging sleeve attached to the top of the quilt back.
- Each quilt must be labeled on the back with the following:
 - Title of quilt
 - '2010 NSQG Challenge'
 - Quilter's name, address, telephone and/or email address.

2010 Challenge quilts will be collected at the January 2010 meeting. Challenge quilts will be displayed anonymously at the February 2010 meeting; awards will be granted based on the secret ballot of NSQG members in attendance at the February meeting. Quilts will be awarded ribbons of achievement based on the following attributes:

- Best Expression of Theme
- Best Title
- Best Use of Color
- Best Representational or Pictorial Design
- Best Art or Abstract Design
- Best Traditional Quilt Design
- Best of Challenge

Challenge quilts will be displayed at the NSQG quilt show in May, 2010.

Debbie Bein, Challenge Coordinator
dbein@hvc.rr.com

Super Saturday – February 27, 2010

Be sure to mark February 27, 2010, on your calendar so you'll be sure not to miss Super Saturday! Enjoy a day of learning new ideas, techniques, and approaches from fellow Guild members while having a day filled with fun and laughter with lunch also included. If you prefer, bring an existing project to the studio to finally finish it, or volunteer to help with a Guild project while you socialize. Whatever you choose, it will be a fun day to share!

Carol Mayefsky, Super Saturday Coordinator
cmayefsky@gmail.com



The Library

NSQG maintains a library of books and magazines for its members' use and enjoyment. They are stored on two wheeled book carts and coded and arranged by subject. At present, there are approximately 750 items in the Library, including both books and magazine subscriptions to *American Quilter*, *Australian Patchwork & Quilting* and *Quilting Arts*.

Each year, the Guild generously supports its Library by funding the purchase of new books. Each month, new items can be found on a specially marked Library table at general meetings. A complete list of items, by title, can be found on the Guild website. Just click on "About Us" and "Library".

Borrowing Books and Magazines

At the monthly general meetings, from September through May, any member in good standing (dues paid and no fines or books outstanding) can borrow up to 3 items. Just bring your choices to the library table, sign the book card on the inside back of the book or magazine, and enjoy.

Returning Books and Magazines

All borrowed items must be returned at the next general meeting. If not, the borrower's name will be published in the next month's newsletter. If you can't attend the next meeting, ask a friend to return your book for you. You can also call the Librarian and arrange to send her the books by mail. There are penalties for overdue items, so staying current is a good idea. One important point - absolutely no items can be kept over the summer. All items must be returned by the June meeting!

Annual Book Sale

At the June meeting there is a sale of donated books, magazines, patterns, and notions. The money raised helps to defray the cost of books and magazines purchased during the year. View your quilting "stuff" with a critical eye and set aside those appropriate items you may no longer have a use for - someone else is sure to find them a treasure.

Policies and Procedures

Your librarian is always available to answer any questions you may have. You can contact Joan Weth at JoanPWeth@gmail.com. Consider volunteering to help at the Library table – it's a great way to meet people!

Treasurer

If you are interested in getting a copy of the NSQG budget or other financial information, please see me at the monthly meetings. I always have copies of the latest information available for review.

Cathy Jankus, Treasurer
CATHY_JANKUS@NYMC.EDU

Northern Star Quilters Guild Purpose

"The purpose of the Guild shall be to promote interest in, and encourage participation in the art of quilting;
to stimulate and coordinate the efforts and talents of individuals interested in quilting;
and for the social enjoyment of its members."

SUNSHINE

Goodwill is part of our fellowship. Please let us know when a Guild member is in need of a little sunshine due to illness, condolence, marriage, baby, etc.

Thank you,
**Jane Eyes and
Maria Catalano**
janeeyes@aol.com
mgcatalano1@gmail.com

Communications

NSQG Communications Committee consists of the VP Communications, the Newsletter Editor and the Webmaster. If you have any questions or suggestions, please feel free to communicate with me.

There are ten issues of the newsletter published each year. We encourage members to receive the newsletter via the website rather than by mail. Each month, you will receive an email with a link, reminding you when the newsletter is available on the website. In this way, the cost of printing and postage can be kept to a minimum. Please give it a try, you can always change your preference.

Mary Cannizzaro, VP Communications
marycannizzaro@gmail.com

Membership

Please sign in at the Membership table upon arriving at each Guild meeting. This is where to turn in new member applications and where new members pick up their membership pins. Guests are more than welcome to attend any of our meetings and the \$5.00 guest fee may be applied to the membership fee.

The Membership VP creates the Directory and maintains the Member database which includes the volunteer interests and skills that were indicated on the Registration form. (Please notify me in writing of changes.) Each month I create a mailing list for the printer of members who wish to receive the Newsletter in the mail. (Two issues are mailed to ALL members: the September Special Issue and the May Annual Meeting notice.) If possible for you to read the Newsletter online or print it from your computer, please do!

The Membership Committee also coordinates the Member Showcase at Guild meetings. Here is an opportunity for you to display your quilts and know they will be appreciated by other quilt lovers. If you are interested in sharing your quilts with us, please contact me.

Jackie Fowler, VP Membership
jfowler8@verizon.net

Quilt Education for Children

This committee was created in 2002 when NSQG received a request from Katonah Elementary School to help children make quilts to donate to Friends of Karen. The mission is to support the Guild's purpose "to promote interest in, and encourage participation in, the art of quilting" (By-Laws, Article II). Our goal is to keep the folk art of quilting alive and well for the future through the education of children.

By joining this committee, you become a member in a pool of many volunteers who are contacted by e-mail or posted mail when an assignment is requested. Past job descriptions have included: sewing quilt kits and/or quilting on your own, attending daytime committee workshops at quilters' homes to prep for children's activities and participating in hands on daytime activities with children. The amount of involvement is your choice on whether to volunteer as assignments are posted.

This fall a new committee pool will be formed. If you are interested in joining us, please contact me or check *Quilt Education for Children* on your new NSQG Membership form.

Melanie Darensod
joemelan@optonline.net



a picture worth a thousand words... why we volunteer.

*A note from **Gwen Salmo**, Special Events Coordinator, Friends of Karen:*

"Mariely is the little girl on the far left, with her cousins. She has Rhabdomyosarcoma. She is 6 years old.

She was SO happy with the quilt. Her social worker told me that Mariely kept putting her hand against all the hands of the quilt."

the expression on this child's face reflects all of the wonderful quilts that Katonah Elementary School has donated to Friends of Karen for many years.

Charitable Activities

Donations

Donations of 100% cotton quilting grade fabrics and quilt batting are appreciated. Drop off at the Guild meetings or contact Patti Calautti at PattiC0312@gmail.com for alternate arrangements.

Raffle Quilt Update

The 2010 raffle quilt has been finished and raffle tickets will be distributed late fall-early winter. The proceeds will be donated to the Alzheimer's Association.

We are looking for creative inspiration for our 2011 raffle quilt. If you are interested in assisting with the piecing/quilting of the quilt we would love to hear from you. Please bring your ideas and talents forward to the board for consideration. Nominations for the 2011 recipient will be accepted spring of 2010.

Comfort Quilts

This past summer the Comfort Quilter's created Medallion quilts. These beautiful quilts will be displayed at the October 20th meeting. A raffle of the "Winner's Choice" will be held at the meeting and all proceeds will be used to help defray Comfort Quilt expenses. Stop by the Comfort Quilt table to participate!

We welcome all NSQG members, beginner - advanced, to join us the first and third Wednesdays of each month. Hours are 9:30 a.m. – 3:30 p.m. Bring your lunch and sewing machine; all other related items are provided. We make lap-sized quilts which are donated to shelters, hospitals and similar organizations. Our fabric is donated by members and others who wish to support our efforts. We also prepare precut kits for members which are available at every Guild meeting. Comfort Quilts is like an ongoing workshop with help and advice always at hand. Come once or twice a month and stay as long as your schedule permits.


****Upcoming dates are:**

September 2, & 9
at Congregation B'nai Yisrael, 2 Banksville Road, Armonk

September 30, October 21, November 4 & 18
at North Salem Volunteer Ambulance Corp., 14 Daniel Road, North Salem.

Patti Calautti,
Charitable Activities Chair

**If you are new to Comfort Quilts or have not attended recently, please verify the date and location by contacting Karen Carlson quiltkarend@aol.com or Carol Auer auerwein@comcast.net for information regarding dates and locations.



9 Patch Exchange

If you have accepted the NSQG 09-10 Nine Patch Exchange coordinated by Patricia Loquet and would like to donate a finished square to Comfort Quilts, a basket will be located on her table at each monthly Guild meeting.

Please contact Patricia at jamloquet@optonline.net for the Nine Patch Exchange instructions if you would like to join in the fun of using up your scraps.

If The Weather Outside Is

frightful...

In case of inclement weather, and you're not sure if there is a meeting, please do the following:

1. Listen to your local radio station for announcements regarding the Somers Public School closings. If the Somers Public Schools are closed, there will be no meeting.
2. In the case where the weather is questionable for the evening hours only, we will contact the radio stations to make a public announcement..
3. Check our website www.northernstarquilters.com for an announcement.
4. If you cannot find out through any of the above methods, please feel free to contact a Board member.

Hospitality

For me, and maybe for some of you, hospitality always includes food. As chairman of the Hospitality committee this year, my goal will be to offer a warm welcome for arriving members in the form of delicious treats and healthy snacks. But I can't do this job alone. I need your help in providing an assortment of appealing foods. Whether it's something sweet or savory, your contributions will make a difference in creating an atmosphere of sharing and community.

As is the guild's tradition, Board members will bring goodies for the Sept. meeting. In order to "spread the wealth" over the remaining months of the year, please check out the schedule below. Volunteering is organized by month according to your place in the alphabet. Of course, if you love to bake as much as I do, feel free to bring your baking experiments to additional meetings! Please note that hot water will be provided for coffee and tea. For the sake of the Earth, try to remember to bring your favorite mug, but cups will also be provided for anyone who forgets.

Members are asked to bring snacks according to the following schedule:

Month:	Snacks provided by:
September	Members whose last names begin with A, B, C
October	Members whose last names begin with D, E, F
November	Members whose last names begin with G, H, I
December	ALL MEMBERS - bring your favorite <i>homemade</i> holiday treats.
January	Members whose last names begin with J, K, L
February	Members whose last names begin with M, N, O
March	Members whose last names begin with P, Q, R
April	Members whose last names begin with S
May	Members whose last names begin with T, U, V, W, X, Y, Z



Here are some food suggestions that you might consider if baking isn't your thing:

- fresh fruit in easy, bite sized pieces
- trail mix, spiced nuts, peanuts, pretzels
- cheese and crackers
- veggie platter and dip
- Weight Watchers treats



Annual Events Sponsored by the Hospitality Committee

Holiday Special!

To celebrate the Holidays with each other, members have enjoyed participating in a holiday gift exchange at the December meeting, a tradition that will continue this year. Please bring a quilt-related gift item worth approximately \$10.00 to the December meeting. You may wish to exchange specially selected fat quarters, hand-made items, notions or note cards. There will be a basket on the hospitality table to receive items to be exchanged. Let's enjoy the Holidays together by sharing a token of friendship with each other.

Salad Supper

The June meeting brings the spectacular annual salad supper, served at 6:30 p.m. This dinner provides a wonderful opportunity to socialize with Guild friends and bring formal Guild activities to a close for the summer. Each member is requested to bring a salad that will serve 6 to 8 people at 6:00 p.m., to allow for set-up. Please be sure to provide an index card with ingredients for those who want or need to know.

Carol Sterk, Hospitality Chair
csterk@optonline.net

Conflict

Do you have a beef with someone?
The proper way to handle conflict between parties within the Guild is defined in the grievance procedure. Gossip and emailing is not productive to the good of the Guild.
Please contact Jane Eyes or Maria Catalano, Co-Secretaries, for a copy of the policy.

NSQG Guild Pins

Don't forget!
Guild pins are available at the Member's Table for only \$3.00.

JO ANN PELLICANO-ALVAREZ For All Your Sewing Needs



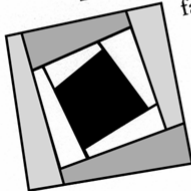
19 PUTNAM AVENUE
PORT CHESTER, NY 10573
(914) 934-2934
nthimble@aol.com

Authorized Dealer
JANOME
SEW HOME
Sewing Machines & Sergers

NSQG 2009/2010 Board

- President Susan Wilterding
SusanW.NSQG@gmail.com
- Vice President, Communications .Mary Cannizzaro
marycannizzaro@gmail.com
- Vice President, Education Diane Linker
dianelinkernsqq@verizon.net
- Vice President, Membership Jackie Fowler
jfowler8@verizon.net
- Vice President, ProgramsCarolynn Young
cjyoung1@comcast.net
- Vice President, Quilt ShowMayann Weinberg
Mayann01@hotmail.com
- SecretaryJane Eyes and Maria Catalano
janeeyes@aol.com
mgcatalano1@gmail.com
- Treasurer Cathy Jankus
CATHY_JANKUS@NYMC.EDU

the quilt cottage
fabrics • yarn • gifts



414 mamaroneck avenue
mamaroneck, ny 10543

(914) 777-1-333

nancy c. rosenberger

Trips



Great news: the American Quilter's Society will take over the Lancaster show and it is ON... and we are going! Save Friday, March 26 for an overnight. More details coming soon.

Tell me where else you want to go. Lowell, MA? Vermont Quilt Festival in Burlington? Manchester, NY? Other? Email me, call me on phone, or slip me a note in a plain brown wrapper at the meeting. We are open to YOUR suggestions.

Trippingly yours,
Debbie Bein, Trips Coordinator
dbein@hvc.rr.com

Pinwheels



Home of *Daiwabo Taupe*
and *Galshott Fabric*

2006 Albany Post Road
Croton-on-Hudson, NY 10520

(914) 271-1045

www.pinwheels.com



Quilt Basket, Ltd.

Classes Fabrics Supplies

Shop online at
www.quiltbasket.com

JANOME
Authorized Dealer

Cambridge Commons
939 Route 376 #4
Wappingers Falls, NY 12590
(845) 227-7606

PIECEFUL QUILTING

Creative Inspiration
One Block at a Time

31 McDermott Avenue
Riverhead, NY 11901

(631) 727-5909

Join us for classes

(Beginner to Advanced, Kids and Adults)

Thousands of bolts of your favorite fabrics.

Special events.


Frequent Buyer Club.

Janome Dealer, Repair/Service

VISIT US ON LINE: www.piecefulquilting.com

Monday thru Friday 10 - 5

Open late on Thursday until 8 pm



woodstockquiltsupply

for all your quilting needs!™

79 tinker street | woodstock, ny 12498 | (845) 679-0733
store hours mon-sat 10-6 | sun 11-5

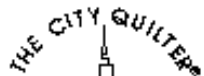
www.quiltstock.com
always open on the web!



Contemporary Prints
Asian
Aboriginal
Historical Reproductions
Hand Dyes
Art Quilting Supplies
Classes
Long Arm Quilting Service
Embroidery Designs
Sewing Machines

Husqvarna VIKING
Kaffe Fassett, Amy Butler,
Art Gallery Fabrics, Daiwabo Taupes,
Lecien, Kokka, Westminster Fibers

WE'RE MORE THAN JUST QUILTING!
www.TheQuiltersAlley.com
422 Main St. | Ridgefield CT | 203.431.0023
Located on the Lower Level



City Quilter's Fall

- 46+ Classes
- "City Collection" Launches with
Olde New York &
NYC Subway fabrics
- Exhibition with 60+ Quilts
Opens Sept 22

Fabrics • Notions • Classes • Books • Gifts
133 West 25th Street
New York, NY 10001
212-807-0390
www.cityquilter.com

Linda Speidell
President

(914) 962-3328

Fabric Mart-NY, Inc.

Authorized PFAFF Sewing Machine Dealer

2019 Crompond Rd. info@fabricmart-nyinc.com
Yorktown Heights NY 10598 www.fabricmart-nyinc.com

What's New

Mile Square Fabric Studio

Quilt Patterns from Divine Inspirations
Great Buys on fat 1/4's & pre-cut strips
Batiks for \$7.00/yard

Wool & Silk for jackets, vests, crazy quilts, etc.
Light weight batting for small quilts & jackets

201-325-0011

600 Palisade Ave., Studio 212, Union City, NJ 07087
info@MileSquareFabricStudio.com

Hartsdale Fabrics
Westchester's Most
Complete Sewing Center

Fabrics - Notions - Patterns
Quilting - Knitting
Home Decorating
Lessons - All Types & Ages
Sewing Machine - Sales & Service

914-428-7780
www.Hartsdalefabrics.com
275 S. Central Ave, Hartsdale, NY 10530