

Linda Speidell
President (914) 962-3328

Fabric Mart-NY, Inc.

Authorized PFAFF Sewing Machine Dealer

2019 Crompond Rd. info@fabricmart-nyinc.com
Yorktown Heights NY 10598 www.fabricmart-nyinc.com

BERNINA
AUTHORIZED DEALER

FABRIC
CLASSES, SUPPLIES
KITS



**THE QUILT
SHOP**

5 PADANARAM RD.-Rt. 37
DANBURY, CT 06811
WORTH THE TRIP

GINNY MURPHY
TEL: 203-743-0543
wamquilt@aol.com

Jelly Bean Quilter

Long Arm Machine Quilting

Mary Eddy
2 Currituck Road
Newtown, Ct 06470-1306

Phone (203) 426-7911
jbquilter@earthlink.net
www.jbquilter.com

JO ANN PELLICANO-ALVAREZ For All Your Sewing Needs



19 PUTNAM AVENUE
PORT CHESTER, NY 10573
(914) 934-2934
nthimble@aol.com

Authorized Dealer
JANOME
Sewing Machines & Sergers



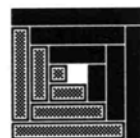
Quilt Basket, Ltd.

Classes Fabrics Supplies

Shop online at
www.quiltbasket.com

JANOME
Authorized Dealer

Cambridge Commons
939 Route 376 #4
Wappingers Falls, NY 12590
(845) 227-7606



woodstockquiltsupply

for all your quilting needs!TM
79 tinker street | woodstock, ny 12498 | (845) 679-0733
store hours mon-sat 10-6 | sun 11-5

www.woodstockquilt.com
always open on the web!

ANITA AYOOB
Owner

19 Sugar Hollow Rd.
Danbury, CT 06810
(203) 792-5252
Fax (203) 748-1695

FabricTree

The Fashion and Decorating Center

Fashion, Quilting & Decorator Fabrics
Custom Work & Shop at Home Service
www.fabrictree.com



Little Red Quilt House
(203) 258-9464
www.LRQH.Com

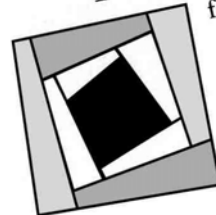
Longarm Quilting
Basting Service
Binding - Hand and Machine

No Rules

Your Batting - No Problem
Your Thread - No Problem
Top Not Flat - No Problem
Top Not Square - No Problem

Any Quilt
Any Condition
We'll Finish It

the
quilt cottage
fabrics • yarn • gifts



414 mamaroneck avenue
mamaroneck, ny 10543

(914) 777-1-333

nancy c. rosenberger

Husqvarna

VIKING

the **QUILTER'S
ALLEY**

• Fabric • Notions
• Classes
• Sewing Machines
• Quilts • Gifts

422 Main Street ~ Lower level, Ridgefield, CT 06877
Roxanne & Stuart Lasky
203.431.0023 | www.TheQuiltersAlley.com

On Point!

PUBLICATION OF THE NORTHERN STAR QUILTERS' GUILD
www.northernstarquilters.com SOMERS, NEW YORK

Special Issue

2008 - 2009

Meetings at a Glance

September 16 – Valli Schiller

October 21 – Elizabeth Poole

November 18 – Mary Ellen Kranz
Holiday Boutique

December 16 – Jane Davila

January 20
Vendor Demonstrations

February 17
Guild Challenge
Member Demonstrations

March 17 – Diane Rode Schneck

April 21 – Ann Johnston

May 19 – Meg Cox

June 16
Salad Supper and Library Sale

World of Quilts XXX

May 2 and 3, 2009

See Page 4

SUPER SATURDAY

February 28, 2009

JFK HIGH SCHOOL

2008-2009 Board Meeting Dates

All Board Meetings will be held at
JFK High School at 6:00 pm on the Tuesday
before the general Guild meeting.

September 9	December 9	April 14
October 14	January 13	May 12
November 11	February 10	June 9
	March 10	

2008-2009 Programs

September 16

Valli Schiller, Naperville, Illinois

Many of you will remember Valli Schiller's prizewinning quilt, *Mille Fleur*, from the Invitational section of our Quilt Show this past May. You may even remember it from the cover of *Quilters Newsletter* this past March. In her lecture, "Gizmos and Gear," this award-winning quilter (Blue ribbons in Paducah AND Houston) will demonstrate how common household or hardware store items can make quilting easier and even more enjoyable.

October 21

Elizabeth Poole, Garrison, New York

We are incredibly fortunate to have Elizabeth Poole, one of our own members, share her divine collection of Halloween costumes with us this month. Members of the Guild will model in full make-up and regalia as Elizabeth moderates this fashion show of her own creations.

November 18

Mary Ellen Kranz, Belfast, Maine

Can you write an email or print a letter on your computer? Then you are ready to move on to using the computer as a tool in your quilting. Learn the advantages of the various software packages aimed at quilters and fiber artists. Discover the roles played by printers, scanners, and digital cameras in addition to the special supplies used by the "virtual quiltmaker." Mary Ellen's lecture, "The Top Ten Ways Quiltmakers Can Use Computers," will survey the latest technologies for designing extraordinary quilts.

December 16

Jane Davila, Ridgefield, Connecticut

Jane is a fiber and mixed-media artist who began as a printmaker. She teaches art quilting and surface design nationally as well as locally in Somers at the *Country Quilter*. She has appeared on "The Quilt Show" with Alex Anderson and Ricky Tims and on Quilting Arts TV. Along with co-author Elin Waterston, she has written two books: *Art Quilt Workbook*, published by C&T and another due out in early 2009. Their DVD was just released in July. Jane's lecture, "Discovering Found Objects," will enable us to look at everyday items with an eye to adding them to art quilts. Paper, wire, metal, plastic, natural and manmade objects can be unique embellishments to help your quilt tell a story.

January 20

Experience the latest gadgets and techniques as demonstrated by several of our favorite vendors.

February 17

The program is still on the drawing board, Be sure to vote for your favorite Challenge quilts at the Annual Guild Challenge.

March 17

Diane Rode Schneck, New York, NY

"Confessions of a Phabric Phantom" Nationally renowned teacher/author Diane Rode Schneck brings us 25-30 of her quilts in this highly entertaining trunk show. These run the gamut from time-honored classic scrap quilts to one-of-a-kind humorous works of art. Diane discusses her development, influences and philosophy as a quiltmaker and lifelong fabric fanatic.

April 21

Ann Johnston, Lake Oswego, Oregon

"Texture and Relief for Quilters" or *It's not done till it's quilted*. That's master dyer Ann Johnston's problem and her fascination with quilts. Ann presents her quilts of 30 years to show how quilting adds pattern, texture, and, most importantly, dimension to a quilt top. This lecture explores the potential of both hand and machine quilting and the physical realities that accompany them.

May 19

Meg Cox, Princeton, New Jersey

"The News About Quilts: A Reporter Tells All." Meg Cox was a staff reporter at the Wall Street Journal for 17 years and has been quilting for 20 years. She used her passion for quilting and her skills in reporting to turn out a 600-page resource guide for today's quilters: *The Quilter's Catalog*. This book was six years in the making and includes a vast compendium of national and virtual resources plus 12 projects, most of them by celebrity teachers. Meg shares some amazing facts she learned about the 21st century quilt world, shows some of her favorite quilts and answers questions.

June 16

Salad Supper and Library Book Sale

Share your favorite salad with us and we'll get you a great buy on some terrific quilting books at our yearly Library Sale.

Carol Mayefsky, VP Programs

2008-2009 NSQG Board

President	Carolynn Young	cjyoung1@comcast.net
Vice President, Communications	Terri Gavin	tgavin@gavintraining.com
Vice President, Programs	Carol Mayefsky	cmayefsky@gmail.com
Vice President, Membership	Jackie Fowler	jfowler8@verizon.net
Vice President, Quilt Show	Mayanne Weinberg	Mayann01@hotmail.com
Vice President, Education	Carol Sterk	csterk@optonline.net
Secretary	Barbara Jay	bj@jpus.org
Treasurer	Cathy Jankus	cathy_jankus@nymc.edu
Assistant to the President	Andrea Winter	adwinter@optonline.net
Charitable Activities	Susie Anderson	manderse@optonline.net
Hospitality	TBA	
Library	Noreen Graham	bngraham13@gmail.com
Special Events	Janis Tobias	rizy@us.ibm.com
Ex-Officio President	Mary Cannizzaro	antmaryc@optonline.net



In Case of Bad Weather

In case of inclement weather or other emergency, please follow these steps to find out if there is a meeting:

1. Check the NSQG website www.northernstarquilters.com.
2. Listen to radio station WHUD (100.7FM or online at www.whud.com) to find out if the schools are closed. If Somers schools are closed, there will be no meeting. If the weather is questionable for the evening hours only, we will also contact WHUD to make a public announcement.

If you cannot find out through any of the above means, please feel free to contact a Board Member.

Education

The Education Committee is back in full swing and planning the meetings for January and February 2009. We have decided to reprise last year's popular "What's Hot for 2008?" this January. For those of you new to the Guild, this meeting will feature demonstrations of the latest tools and techniques for 2009 presented by several area shops. Watch for more detailed information in future newsletters. The February meeting is still on the drawing board.

Show and Tell

Don't forget to bring your summer projects for Show and Tell. **Attention art quilters:** Our technical expert, Deirdre Abbotts, will be at the meeting with the camcorder to capture close-ups of your art quilts.

Special Interest Groups

All special interest groups meet from **5:45-6:45 PM** prior to the start of the general meeting. The Art Quilt Group will be meeting in the library. The other groups assemble in the Cafeteria.

Hand Applique Group

Co-facilitators: Diane Linker diane.linker@verizon.net and Kathy Kaplan katea44@gmail.com.

The hand applique group is made up of members with a broad range of experience, from experts to beginners, and **new members are always welcome**.

The September meeting will be centered on the presentation of the Rose Blocks from our **A Rose is a Rose is a Rose Challenge**, which many of us have been working on this summer. We look forward to admiring your interpretation of the challenge. If you have never created an appliqué rose but would like to try, come to the group for some inspiration!

This year, there will be demonstrations at each meeting covering a wide variety of topics, including dimensional appliqué, embellishments, appliquéd borders and use of color and shading in floral appliqué. The group will also host a few guest appliqué artists from the Guild who will present trunk shows of their work. Bring your ideas and suggestions for future demonstrations along with **show and tell** to the meeting in September.

Please note that we have established a **group email list** and will be keeping our members informed of what's going on in the group in between meetings. Don't miss out! Sign up in September to receive our email updates!

Questions? Please contact one of the co-facilitators by phone or email.

Not for Beginners Only

Basic Training has morphed into a Special Interest Group with broader appeal. Rather than sticking to the basics, facilitator Linda Ostrander and specially selected guests will be demonstrating new or interesting techniques that you may want to try. Have you noticed the gorgeous piping that has been appearing on some prize winning quilts this year? Want to know how it's done? Linda will demystify the process and present a demonstration on creating **Piping Hot Binding** at the September meeting.

Art Quilt Group

The topic for September is **Playing with Mystery Threads:** using fusible thread and decorative stitches with foil. Everyone is welcome; no art quilting experience is necessary. Please bring your summer projects for show and tell. The October issue of **On Point** will feature the calendar of demonstrations for the 2008-2009 Guild year.

Carol Sterk, VP Education

2008-2009 Workshops

Bring your calendar and checkbook to our September meeting to sign up for one or more of our outstanding workshops while space permits. Remember, workshop fees are non-refundable so please choose carefully.

VALLI SCHILLER
Cameo Trapunto

September 17, 2008 (WEDNESDAY)
\$50 (Plus \$15 kit)

This machine trapunto uses a colored inner layer to create the effect of white stuffed work, similar to an old fashioned cameo. The flowers and rope LOOK very complex, but they are actually quite easy to sew. Students will have a lot of design options by varying thread colors, background colors and background fill patterns. To get the most out of this class, students should have some prior free-motion quilting experience (ie.-they should be able to stitch along a marked line.) Beginning free-motion quilters are welcome, but they **MUST** have a darning/free-motion foot for their machine, know how to drop their feed dogs, and know which button/dial on their machine adjusts thread tension. A \$15 kit includes a pre-printed 13"x19" freezer paper pattern and other supplies.

MARILYN BELFORD
Dealing with Faces

October 18, 2008 (SATURDAY)
\$50 (Plus \$7 kit)

Techniques taught will include transfer of design, applying fabric and free-motion machine embroidery for embellishment of portraits. Students must bring a sewing machine with zig-zag and "feed dogs down" capability to class. Each student must purchase a \$7 kit which includes a variety of facial features ready for transfer. Students have the choice of which features they prefer to work on (eg.- a smile with teeth, eyes, eyeglasses, hair, etc.) In order to learn the different techniques, students will develop samples rather than a complete class project. Ability level is intermediate to advanced. See samples of her work at: www.marilynelford.com.

MARY ELLEN KRANZ
Sentimental Journeys: Quilts with a Story to Tell
LAPTOP REQUIRED

November 19, 2008 (WEDNESDAY)
\$50
-- 2 STUDENTS CAN SHARE

Learn how to print lines of text up to 40" long onto fabric. These can then become your quilt's border or background or special embellishment. We'll use the latest techniques to make your printed fabric soft, colorful, washable and lightfast. Students can begin sewing the quilt in class or take home the fabric prints for making your own sentimental quilt at home.

DIANE RODE SCHNECK
Scraps, Crumbs, Strings & Things

March 18, 2009 (WEDNESDAY)
\$50

Finally...the chance to use all those scraps you've been hoarding for years. Students will sew several basic string blocks with variations then learn such scrappy delights as crumb piecing, and Crazy Cabin. Each pupil will go home with a collection of blocks for her own string quilt. These processes can also be done in a small format for miniature-quilt lovers.

ANN JOHNSTON
Color by Accident (with one small demo of monoprinting) \$100 (Plus \$40 kit)

APRIL 19-20, 2009 (SUNDAY & MONDAY)

This class will provide the opportunity to create one-of-a-kind textures and variegated color mixtures on fabric with simple, flexible recipes. These low-water immersion dye recipes have been adapted by Ann to use the same dye concentrates used for dye painting and printing. The process allows for dyeing fabric in large quantities with less dye, less water, less weight and fewer buckets than the standard immersion dye recipes. The class will review the standard recipe for immersion dyeing, learn the purposes of each ingredient in the process and try several variations of low water immersion dyeing including some that are NOT in the book. Students will begin to explore the unlimited possibilities of creating Color by Accident.

Carol Mayefsky, VP Programs

World of Quilts XXX

May 2 & 3, 2009

Wow, a triple X quilt show! This is going to be a very exciting year for our guild; we are getting ready for our "hot" XXX show.

We are lining up exciting speakers and workshops. The vendor list promises to make your heart sing.

There are lots of opportunities to participate "Puttin' on the Show." If you think you want to be part of the show committee, or just have some questions, please questions, please e-mail (Mayann01@hotmail.com) or call me. Stop by the "XXX" to see what we have to offer; or just stop by to say hi.

Mayann Weinberg, VP Quilt Show

2009 Challenge: Going Green

Your challenge for 2009 will be to make a quilt interpreting the word GREEN in any way that you like, but your quilt must include some recycled materials.

Some examples of recycled materials are: used clothing, men's neck ties, coffee filters, tea bags, theater tickets, dryer lint, dryer sheets, credit cards, paint samples, old buttons, etc, etc. Please be sure that whatever you use will not transfer anything undesirable to other quilts such as odor, moisture, rust, dye, mold, etc.

Some suggestions for interpreting the word GREEN are: envy, nature, environmentalism, hope, Ireland, money, etc. I'm sure you can think of lots more.

First, second and third place ribbons will be given for each of the following:

- Best use of recycled materials
- Best use of the color green
- Best environmental message

The quilts must be 18" x 22", but may be either vertical or horizontal orientation. The common size makes them much easier to display and to send to Lancaster.

The quilts must have a four-inch hanging sleeve at the top and a label with the quilt's name, your name, address and phone number on the back.

Since these quilts will go to Lancaster, they should not have anything on them that will make shipping difficult.

The quilts must be ready to hand in at the January meeting and will be displayed and voted upon at the February meeting.

Challenge Coordinator: Norma Schlager
Committee: Jeri Riggs, Georgia Heller, Nike Cutsumpas, Carolyn Cooney, Barbara Drillick

Super Saturday Feb. 28, 2009

Mark February 28, 2009 on your calendar so you'll be sure not to miss Super Saturday! Enjoy a day of learning new ideas, new techniques, and new approaches from fellow Guild members, while having a day filled with fun and laughter. Or bring an existing project to the studio and finally finish it.

For those of you interested in teaching – please contact me at dmisherwood@snet.net.

Denise Isherwood,
Super Saturday Coordinator

Charitable Activities ~ helping others through quilt making.

All donations are appreciated and directed toward the highest and best use to serve all Guild activities. Drop offs at Guild meetings near the library table, or schedule pick up appointments by contacting Susie Andersen Manderse@optonline.net

Raffle Quilt 2009

The Log Cabin quilt coordinated by Leslie Forrest and Patricia Loquet is assembled and being quilted by Karen Carlson. Please send in your nominations now, for charities to receive the proceeds from the ticket sales by contacting Susie Andersen. Voting will be at the November meeting.

Raffle Quilt 2010

We are seeking members' suggestions for the next beautiful quilt, and would like also to start working on a quilt which could be hand quilted by members for 2011. This is a great way to volunteer your time to the Guild and may be organized by an individual or a group.

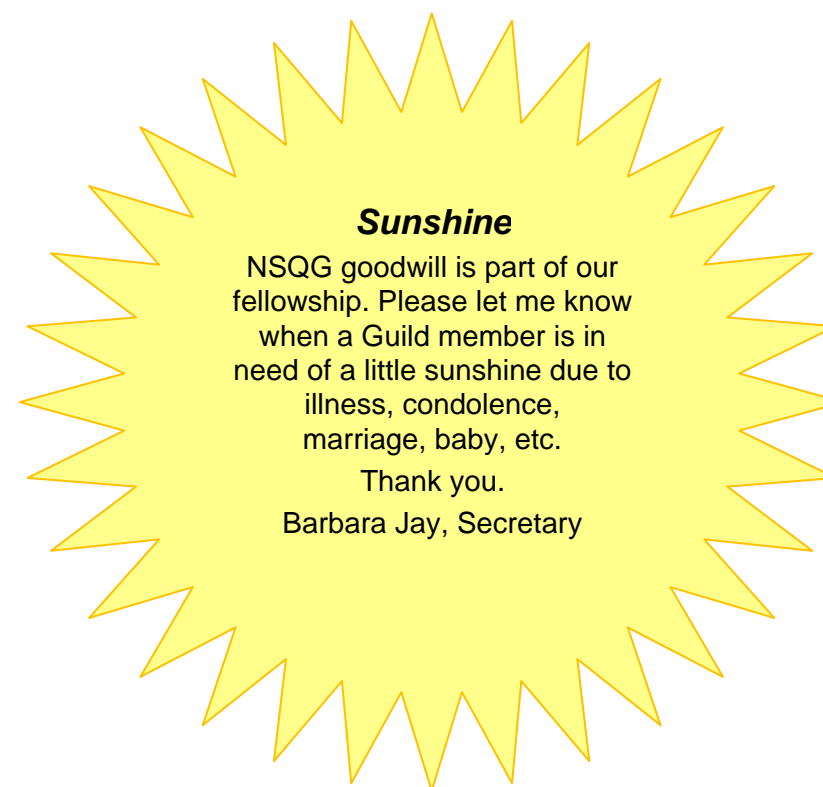
Comfort Quilts

We have had a wonderful summer creating quilts from packets of 10" squares. All of these quilts will be displayed at the October meeting, along with a raffle for the winner's choice. Comfort Quilt eetings are open to all members. Bring your sewing machine and lunch. Hours are 9:30 a.m. to 3:30 p.m. Contact Coordinators Karen Carlson quiltinkarend@aol.com or Carol Auer auerwein@comcast.net for information regarding dates and locations.

Mystery Quilt

Once again you will have an opportunity to make a comfort quilt by following the clues for the mystery quilt. Sign up at the September meeting or email the coordinators so they will have your kit ready for pick up at the October meeting. Coordinators: Patricia Loquet jamloquet@optonline.net and Leslie Forrest cecilbug@comcast.net

Susie Andersen, Charitable Activities Chairperson



Hospitality

At each monthly meeting, doors open at 6:30 pm with a refreshment table set up in the cafeteria with snacks and beverages for members to enjoy before business commences. Hot water is provided for coffee and tea. Feel free to bring your favorite mug, but cups will also be provided for anyone who forgets.

Members are requested to bring snacks according to the following schedule:

Month:	Snacks provided by:
Sept	Members whose last names begin with A, B, C
Oct	Members whose last names begin with D, E, F
Nov	Members whose last names begin with G, H, I
Dec	ALL MEMBERS - bring your favorite <i>homemade</i> holiday treats.
Jan	Members whose last names begin with J, K, L
Feb	Members whose last names begin with M, N, O
Mar	Members whose last names begin with P, Q, R
April	Members whose last names begin with S
May	Members whose last names begin with T, U, V, W, X, Y, Z

In addition to home baked goods, your fellow members often enjoy fresh fruit (in easy, bite sized pieces), nuts, sunflower seeds, cheese and crackers and other healthy delights. Try to remember your day, so we can all enjoy some fresh goodies each month!

Salad Supper

The June meeting brings the spectacular annual salad super, served at 6:30. This dinner provides a wonderful opportunity to socialize with Guild friends and bring formal Guild activities to a close for the summer. Each member is requested to bring a salad that will serve 6 to 8 people. Please be sure to provide an index card with ingredients for those who want or need to know. Desserts and beverages will be provided and are just delicious!

WANTED:

Chairperson for Hospitality~

Do you enjoy meeting people? We are looking for a member to be Hospitality Chairperson. The responsibilities would be to coordinate the monthly refreshment table, December Holiday gift exchange, and quilt show Friday night picnic. Please see Carolynn or speak with a Board member to find out more information.

Volunteers

We always enjoy having volunteers at the Refreshment table. This year, we are asking new members to spend some time volunteering at the refreshment table as well. Be sure to introduce yourselves to them to make them feel welcome!

Thanks for sharing!

Carolynn Young

The Library

NSQG maintains a library of books and magazines for its members' use and enjoyment. They are stored on two wheeled carts and coded and arranged by category. At present there are about 750 items in the library, including both books and magazine subscriptions to American Quilter, Australian Patchwork & Quilting, and Quilting Arts.

Each year, the Guild generously supports its Library by funding the purchase of new books. Each month, new items can be found on a specially marked Library table at general meetings. A complete list of items, by title, can be found on the Guild website. Just click on "About Us" and "Library."



Borrowing Books and Magazines

At the monthly general meetings, from September through April, any member in good standing (dues paid and no fines outstanding) can borrow up to three items. Just bring your choices to the library table, sign the book card on the inside back of the book or magazine, and enjoy.

Returning Books and Magazines

All borrowed items must be returned at the next general meeting. If not, the borrower's name will be published in the next month's newsletter. If you can't attend the next meeting, ask a friend to return your book for you. You can also call the Librarian and arrange to send her the books by mail. There are fines for overdue items, so staying current is a good idea. One important point – absolutely no items can be kept over the summer. All items must be returned by the June meeting!

Annual Book Sale

At the June meeting there is a sale of donated books, magazines, patterns, and notions. The money raised helps to defray the cost of books and magazines purchased during the year. View your quilting "stuff" with a critical eye and set aside those appropriate items you may no longer have a use for – someone else is sure to find them a treasure.

Policies and Procedures

Your librarian is always available to answer any questions you may have. You can contact Noreen Graham at Bngraham13@gmail.com. Consider volunteering to help at the Library table during one of the meetings – it's a great way to meet people!

Noreen Graham, Library Chairperson

QUILT EDUCATION FOR CHILDREN

Again our committee introduced four classes of first graders at Katonah Elementary School to the world of quilting. Their first lesson was learning to make a running stitch on a pencil line, thereby connecting sashing to a six-inch block. After writing their names, the children decorated the blocks with paint-coated hands.

Committee members also introduced two third grades at Somers Intermediate School to quilting. After the teachers guided the students in designing colorful drawings that represented friendship, quilters helped the children as per the Katonah workshops. This was a successful pilot program which may include all nine third grades next year.



Many thanks to Sue McMachan, Althea Nolan, Fern Nadel, Ellen Purdy, Gerry Kane, Leisel Burke, Judy Jones, Helene Reda for volunteering to assemble the tops and quilt the sashings and borders. The quilters then held a "knot party" for the children to tie their own blocks.

The Katonah students donated their quilts to Friends of Karen and Somers children gave theirs to ill classmates in need of comfort.

This fall, a new committee will be forming to accomplish similar goals. If you are interested in joining us, please contact **Melanie Darensod** at joemelan@optonline.net or check Quilt Education for Children on your new NSQG Membership form.



Membership Report

Welcome back to the start of another great eventful year at Northern Star. We are looking forward to seeing all of you at the September meeting and hope that you are as excited about joining us in the many and varied activities of the Guild.

September is always a busy month for Membership and I would like to thank all of you who sent your membership registration forms and checks to me during the summer. In addition to checking in quickly on September 16th, your name will be entered into a drawing for one of four \$25.00 gift certificates to area quilt shops. As long as I receive your registration prior to the meeting, you will be eligible!

We will again have three membership tables at the school entrance: one for those already paid and registered; one for new members; and one for those returning members who have not yet paid. There will be signs to direct you to the appropriate table.

At the October meeting, we will have a list of paid members with their updated information. We would appreciate your taking a moment to check the accuracy of that information before the 2008-2009 Directory is compiled. All paid members will be included in the Directory.

The Member Showcase (formerly the One Woman Show) will begin in October this year and we have several Guild members who will inspire us with their work. We thank Jennie O'Shea for coordinating this effort throughout last year; she did a wonderful job each month, arriving early to assist with setting up the display and then taking it down after the business meeting. More about the 2008-2009 Member Showcase in next month's newsletter.

Most importantly, I would like to thank everyone who volunteers their time on the Membership Committee: Althea Nolan, Sheila Gargano, Sandy Waldman, Pooa Bloomberg, Chris Roche, Carolyn Langevin, Rosemary Fahey and Laura Goldstein. Without your support it would not be possible to extend a warm welcome back to our old members as well as provide a welcoming environment for our new members. Thank you!

Jackie Fowler, VP Membership

Guild Pins

Guild Pins are available at the Members' Table for only \$3.00.



Holiday Boutique

The NSQG Holiday Boutique will be held at 6:00 PM on November 18, 2008 in the main entrance lobby of JFK, before the start of the general meeting. The Boutique is a wonderful opportunity to purchase lovely items handmade by our own Guild members. You are encouraged to bring family and friends - no guest fee will be charged at this November meeting.

Would you like to participate by selling some of your quilt-related work? Providing you are a NSQG member in good standing and have made all of the items you plan to sell, we welcome your participation! There is a one-time fee of \$25.00 per table for vendors. You can share or have your own table; just sign up in advance with either Judy or Stephanie. Information will be available at the September and October meetings or contact Judy at jjquilt45@aol.com or Stephanie at artsteph65@aol.com.

Judy Jones and Stephanie Santangelo, Boutique Coordinators

On The Road Again

TRIPPER ALERT! Mark your calendar! LANCASTER a GO-GO!
LANCASTER, PA - QUILTERS' HERITAGE SHOW: APRIL 3 and 4, 2009.

Kick off the 2009 quilt season with a BUS TRIP to LANCASTER, PA! Our traditional bus trip includes shopping on Friday at Sauder's, Burkholder's, Zook's and The Country Store, Kitchen Kettle Village, buffet dinner at Miller's, lodging at Fairfield Inn, breakfast on Saturday and admission to the Lancaster Quilter's Heritage Quilt Show all day Saturday. We leave early on Friday morning, April 3, and return home the evening of Saturday, April 4. Cost of trip is pricing out at around \$160 for 2009. Details and signup sheets will be at our October meeting or you can RESERVE A SEAT EARLY by contacting me at dbein@hvc.rr.com. WOO-HOO!

Debbie Bein, Trips Coordinator

Pinwheels
Home of *Daiwabo Taupe*
and *Qalshott Fabric*
2006 Albany Post Road
Croton-on-Hudson, NY 10520
(914) 271-1045
www.pinwheels.com

Country Quilter
344 Route 100 - Somers, NY 10589 - (914) 277-4820
www.countryquilter.com
Fabric - Books - Patterns - Notions
Gifts - Quilting Classes
Hours: Mondays - Saturdays 9:30 am - 5:30 pm
Thursdays until 8 pm
(open NSQG meeting nights until 7 pm)

Hartsdale Fabrics
Westchester's Most
Complete Sewing Center
Fabrics - Notions - Patterns
Quilting - Knitting
Home Decorating
Lessons - All Types & Ages
Sewing Machine - Sales & Service
914-428-7780
www.Hartsdalefabrics.com
275 S. Central Ave, Hartsdale, NY 10530

THE CITY QUILTER
New York Metro HandiQuilter Dealer
133 West 25th Street
New York, NY 10001
212-807-0390
www.cityquilter.com
**Visit a
"Best of Quilt
Sampler" Shop in
Manhattan
and on-line
near to train, bus,
subway, & parking
Closed on Mondays**

PIECEFUL QUILTING
Creative Inspiration
One Block at a Time
**31 McDermott Avenue
Riverhead, NY 11901
(631) 727-5909**
Join us for classes
(Beginner to Advanced, Kids and Adults)
Thousands of bolts of your favorite fabrics
Special events.
Frequent Buyer Club.
Janane Dealer, Repair/Service
VISIT US ON LINE: www.piecefulquilting.com
Monday thru Friday 10-5
Open late on Thursday until 8 pm