


Hartsdale Fabrics
 275 S. Central Ave, Hartsdale, NY 10530
 (914) 428-7780
 Open 7 days
 Quilt Fabrics (3000+)
 Quilting Books, Notions, Classes, Clubs
 Bernina * Brother * Viking
 Authorized Sales & Service
 * Official Red Hat Society Charter *

Jelly Bean Quilter
 Long Arm Machine Quilting
 Mary Eddy
 2 Currituck Road
 Newtown, Ct 06470-1306
 Phone (203) 426-7911
 jbquilter@earthlink.net
 www.jbquilter.com

JO ANN PELLICANO-ALVAREZ For All Your Sewing Needs

19 PUTNAM AVENUE
PORT CHESTER, NY 10573
 (914) 934-2934
 nthimble@aol.com
 Authorized Dealer
JANOME
 Sewing Machines & Sergers


Christian Lane Quilters
 Jim & Wilma Cogliantry
 (860) 829-2821
 www.christianlanequilters.com
 Wide Quilt Backings Wholecloth Quilt Kits
 Custom Machine Quilting Services

The Happy Quilter

 3 Lake Ridge Plaza, Route 303, Valley Cottage, NY
 845-268-8744
 www.HAPPYQUILTER.com
 An Authorized Bernina dealer
 Nothing Sews Like A Bernina. Nothing.
BERNINA
 Tues, Weds, Fri, Sat 10-6
 Thurs 10-8 • Sun 12-4
 Closed Monday


Longarm Quilting
Basting Service
Binding - Hand and Machine
No Rules
 Your Batting - No Problem
 Your Thread - No Problem
 Top Not Flat - No Problem
 Top Not Square - No Problem
Any Quilt
Any Condition
We'll Finish It
Little Red Quilt House
 (203) 258-9464
 www.LRQH.Com


Quilt Basket, Ltd.
 Classes Fabrics Supplies
 Shop online at
 http://www.quiltbasket.com
 Cambridge Common
 939 Route 376 #4
 Wappingers Falls, NY 12590
 (845) 227-7606

Fabric Mart - NY, Inc.
 2019 Crompond Road
 Yorktown Heights NY
 10598
 (914) 962-3328
 FabricMartNY@msn.com
 www.fabricmart-nyinc.com
 Dress & Upholstery Fabrics
 Quilting Fabrics
 Notions
 We sell PFAFF Sewing Machines
 Linda Speidell, President

BERNINA AUTHORIZED DEALER
 FABRIC CLASSES, SUPPLIES KITS

THE QUILT SHOP
 5 PADANARAM RD.-RT. 37
 DANBURY, CT 06811
 WORTH THE TRIP
 GINNY MURPHY
 TEL: 203-743-0543
 wamquilt@aol.com

ANITA AYOOB
 Owner
 19 Sugar Hollow Rd.
 Danbury, CT 06810
 (203) 792-5252
 Fax (203) 748-1695
FabricTree
 The Fashion and Decorating Center
 Fashion, Quilting & Decorator Fabrics
 Custom Work & Shop at Home Service
 www.fabrictree.com

On Point! Special Issue

A PUBLICATION OF THE NORTHERN STAR QUILTERS' GUILD, SOMERS, NY
 www.northernstarquilters.com

Meetings at a Glance

September 19th - Karen Stone
 Lecture & Trunk Show
 *

October 17th - Annette Ornelas
 "Peeled Back Patchwork-Curves Without Piecing"
 *

November 14th - Judith Baker Montano
 "Crazy Quilt Affair"
 *

December 12th - Teresa Barkley
 "Channeling an Obsession for Collecting"
 *

January 16th
 In-House Meeting
 *

February 20th
 Guild Challenge
 *

March 20th - Nancy Johnson-Srebro
 "Stars By Magic"
 *

April 17th - Nancy Prince
 "So What Is Thread Painting All About?"
 *

May 15th - Rayna Gillman
 "Taking The Leap With What If"
 *

June 19th
 Salad Supper and Library Sale

World of Quilts XXVIII
 May 5th and 6th, 2007
 See Page 4

2006-2007 One Woman Shows

September - Judy Gignesi
 October - Karen Abramson
 November - Boutique
 December - Susan Wilterding
 January - TBA
 February - Challenge
 March - TBA
 April - TBA
 May - Caryl Castellion
 June - Melanie Darenso

2006-2007 Board Meeting Dates
 All Board Meetings will be held at
 JFK High School at 6:00 pm on the Tuesday
 before the general Guild meeting.

September 12th	December 5th	March 13th
October 10th	January 9th	April 10th
November 7th	February 13th	May 8th
		June 12th

SUPER SATURDAY * FEBRUARY 24th, 2007 * JFK HIGH SCHOOL

2006-2007 Programs

September 19th

Karen Stone, Dallas, Texas

Karen will be entertaining us with a wonderful Lecture & Trunk Show of her works. Karen is an award-winning quiltmaker and inspiring teacher known worldwide for her contemporary interpretations of traditional quilts and her freedom applique, both done in riotous assortments of fabrics and colors.

October 17th

Annette Ornelas, Fayetteville, NC

Annette is a European born quilt artist, teacher, author and designer. After her lecture and four workshops in Paducah last year (all based on her book "Peeled Back Patchwork-Curves Without Piecing") Annette was dubbed the hot teacher of the year. Check out her website at www.southwindquilts.com.

November 14th

Judith Baker Montano, LaVeta, CO

Judith is an accomplished fiber artist, teacher, lecturer, author, award-winner...and the list goes on. Her lecture "Crazy Quilt Affair" is a presentation of garments and art pieces in slide form, along with samples of her work. Judith will show how to use her techniques to create clothing, jewelry, accessories, household items and more.

December 12th

Teresa Barkley, Maplewood, NJ

Teresa's lecture "Channeling an Obsession for Collecting" describes her life-long passion for found objects and the development of quilts based on a postage stamp motif. Through a slide show and actual examples, she shows how historic textiles have inspired her quilt designs and techniques. We'll also learn about the exhibit at the Stamford Museum & Nature Center being held November 18 through March 17.

January 16th

In-House Meeting

Details to follow at a later date.

February 13th

Guild Challenge

This is the month when our Challenge Committee hangs our Annual Guild Challenge quilts. We will be voting on our favorites and the winners will be announced at the meeting.

March 20th

Nancy Johnson-Srebro, Tunkhannock, PA

Nancy's lecture is based on two of her newest books, "Stars By Magic" and "Big Block Quilts By Magic." The quilts and blocks she will be bringing will feature her super-easy Diamond-Free method for making 8-Pointed Stars, Lone Stars and much more. You won't believe these quilts are made from only squares and rectangles, and no Y seams or dog ears to fuss over.

April 17th

Nancy Prince, Orlando, FL

Nancy's lecture "So What Is Thread Painting All About?" will take us on a fun and thought-provoking journey. The journey will demonstrate the simple techniques involved in thread painting and how to find your inspiration. Nancy's Trunk Show will detail a short history of some of her thread painted quilts that might look complicated but are actually easy.

May 15th

Rayna Gillman, West Orange, NJ

Rayna's lecture "Taking the Leap with What If" uses those two powerful words that can push the boundaries of your work and increase your creative courage. She'll give us a look at an artist's journey from traditional to self-expression through both slides and examples. A question and answer period will follow.

June 19th

Salad Supper and Library Book Sale

Bring a salad to share and plan on adding to your personal library at the fantastic Library Book Sale.

Oh No, It's Going To Snow!

In case of inclement weather, please follow these steps to find out if there is a meeting:

1. Listen to your local radio station for announcements regarding the Somers Public School closings. **If the Somers Public schools are closed, there will be no meeting.**
2. If the weather is questionable for the evening hours only, we will contact the radio stations to make a public announcement.
3. Check our website:
<http://www.northernstarquilters.com> for an announcement.
4. If you cannot find out through any of the above means, please feel free to contact a Board Member.



the quilt cottage
fabrics • yarn • gifts

414 mamaroneck avenue
mamaroneck, ny 10543

(914) 777-1-333

nancy c. rosenberger



THE CITY QUILTER®

133 West 25th St.
212-807-0390
www.cityquilter.com

Tues to Fri 11 to 7
Saturday, 10 to 6
Sunday, 11 to 5

New Location
3 Times Larger
Near to parking, bus, subway,
Chelsea art galleries
& shopping

Guild Pins

Guild Pins are available at the Members' Table for only \$3.00.

2006-2007 NSQG Board

President -----	Mary Cannizzaro AntMaryC@optonline.net
Vice President, Communications -	Barbara Sliter bsliter1@comcast.net
Vice Presidents, Membership -----	Carol Sterk csterk@optonline.net Noreen Graham Nina1351@aol.com
Vice President, Programs -----	Dorothy Scalice QOW@Charter.net
Vice Presidents, Quilt Show -----	Barbara Sferra gbgca@mindspring.com Kathy Vanacoro Kathy913quilter@yahoo.com
Secretary -----	Andrea Winter adwinter@optonline.net
Treasurer -----	Kay Marcarello KMarcarello@thepsg.com
Directors	
Assistant to the President -----	Margaret Phillips margphillips@optonline.net
Charitable Activities -----	Carolyn Langevin CarolynLange@aol.com
Hospitality -----	Susan Wilterding SWilt01@aol.com
Special Events -----	Carolyn Young CJYoung@suscom.net
Ex-Officio President -----	Susie Andersen manderse@optonline.net
Webmaster -----	Elizabeth Poole elizabeth.poole@gmail.com

Website: www.NorthernStarQuilters.com



The Country Quilter

344 Route 100, Somers NY 10589
(914) 277-4820 Fax (914) 277-8604
www.countryquilter.com
Proprietor: Claire Oehler

Quality Quilting Fabrics and Supplies
(open NSQG Meeting Nights until 7 pm)

Education

For the second consecutive year, a committee from NSQG introduced four classes of First Graders at Katonah Elementary School to the world of quilting. In April, their first lesson was to hand stitch on a pencil line, thereby connecting sashing to a six-inch block. After writing their names, the children decorated the blocks with paint coated hands.



Many thanks to Sue McMachan, Althea Nolan, Benedicte Caneil and Melanie Darensod for volunteering to assemble the tops and quilt the sashings and borders. In May, quilters held a "knot party" for the children to tie their own blocks.

These wonderful creations were then presented to Friends of Karen at a school assembly. The First Graders were very excited about their accomplishments and learned valuable life lessons. If you are interested in participating in this annual effort, please contact Melanie Darensod.

NSQG To Collaborate with Stamford Museum and Nature Center

NSQG will collaborate with the Stamford Museum and Nature Center during an upcoming exhibition of Teresa Barkley's work.

Artist Teresa Barkley takes quilt making to new heights in this exhibition showcasing the best of her one-of-a-kind creations, executed over the last 35 years. Barkley's quilts, avidly sought by collectors, businesses, museums, and other cultural institutions, offer a running commentary on American culture and represent her brilliant, insightful take on current events. With this exhibition, organized by guest curator Susan Isaacs, SM&NC invites its audience to revisit the world of quilting in a radically different way and to explore the possibilities of using cloth

as a means of artistic and personal expression.

The exhibition will run Saturday, November 18, 2006 to Sunday, March 17, 2007. NSQG members are invited to a Preview on Friday, November 17, 2006. Members of the guild will also give demonstrations of various contemporary and traditional quilting techniques on Saturday January 20, 2007. The Museum has a number of beautiful spaces where we will be able to have stations for sharing our skills. Please let me know if you would like to participate or have ideas for this event. We will also have Teresa here for a lecture at the December meeting.

Susie Andersen, manderse@optonline.net

Northern Star Quilters' Guild Purpose

"The purpose of the Guild shall be to promote interest in, and encourage participation in the art of quilting; to stimulate and coordinate the efforts and talents of individuals interested in quilting; and to maintain a club for the social enjoyment of its members."

2006-2007 Workshops

Many exciting workshops are being offered during the 2006-2007 year and you can sign up for any of them at the September meeting. A supply sheet will be given to you at the sign-up table. Remember to bring your calendar and checkbook.

KAREN STONE **September 20th**
On a Lark/Hayfever **\$50**

An improvisational raw-edge and multi-fiber machine applique project, accomplished without use of fusible web. Traditionalists have the comfort of a repeating block format. Participants should be reasonably familiar with free-motion machine quilting. NOTE: Only two openings left at this time.

ANNETTE ORNELAS **October 18th**
Spinning Wheels **\$50**

This is the perfect project for using up your colorful scrap fabrics. It features a Churn Dash block that dramatically changes to a wheel shape after your folded squares are curved, using Annette's clever process. The size of this piece can easily be changed by making more blocks for the center and borders. This is definitely a fun and unusual trick to learn.

JUDITH BAKER MONTANO **November 15th**
Those Little Extras Embellishment Class **\$50**

Create a 10" x 12" floral sampler using various embroidery stitches, ribbon roses, satin leaves, silk ribbon stitches and knotted stitches. Use buttons and beads to create flowers. Use ruching techniques and add spider webs plus bows to finish off the piece. All these techniques pertain to crazy quilting as well as clothing and landscape design. No machines required.

KAREN ECKMEIER (at JFK) **January 27th**
Happy Villages **\$50**

Explore the freedom of fabric collage. No seams to piece and match, no pattern to buy, no lines to trace - just free form cutting of step and window shapes. Step by step your little village will magically come to life. A layer of tulle and machine stitching will complete your fabric collage project. Finishing options will be demonstrated in class. Finished size: 16 1/2" square.

NANCY JOHNSON-SREBRO **March 21st**
Tree of Life **\$50**


Nancy's newest book, "Big Block Quilts By Magic," is being introduced in September 2006 and her "Tree of Life" quilt is on the cover. The workshop will be using this one block to make a 35" square wall-hanging using a 20" square "Tree" block, all made with squares, rectangles and a few triangles. It doesn't get any easier than that. To make color placement easy, you'll make a mock-up on a piece of batting.

NANCY PRINCE **April 18th**
Thread Painted Landscapes - Basic Technique Workshop **\$50**

This workshop introduces the two thread painting techniques Nancy uses. Learn simple, direct steps to create works of artistic beauty, even if you lack artistic talent! A zigzag and straight stitch are the only stitches necessary. Under your command, the zigzag stitch develops a variety of looks just by varying the speed and movement of the hoop. The straight stitch can change its attitude from somber to playful. By day's end, you'll be doing it all.

RAYNA GILLMAN **May 16th**
Jump-Starting The Art Quilt **\$50**

Tired of working from patterns? Want to do original work but not sure where to start? Rayna will help you banish "blank design wall" syndrome by sparking new ideas with creative, playful exercises. Working quickly, you'll end up going home with several small studies and multiple ideas for your very own new works. All levels welcome.



WORLD OF QUILTS XXVIII

Remember how great our last quilt show was? All those vendors? All that shopping?? The great speakers we had?

We hope to make this year's show just as great! We are your new quilt show chairpersons. We have already begun to put our committee together and many wonderful quilters have volunteered their time and expertise towards bringing you another great show. We have a variety of positions that still need to be filled. Two people working together at a job is something we think works very well. Find a partner - join the fun!

Our Quilt Show is the high point of our quilting year. It happens because many hardworking volunteers

give it their all. We need every guild member to commit some of their time to putting on this wonderful show. If you would like to join our committee, be in on all the planning, make good friends, and have a Great Experience - Contact Us!

Kathy Vanacoro
kathy913quilter@yahoo.com

Barbara Sferra
gbgca@mindspring.com

We will be at the September meeting - look for us at our table. Our first committee meeting is October 5th (Thursday) 6:30 at JFK

Northern Star Quilters' Guild 2007 Challenge

Everything That is Old is New Again



NSQG is in its 26th year. To celebrate the start of our second quarter century, this year's challenge will be to make a quilted wall hanging that takes a traditional pattern and updates it for the 21st century. Your quilt must be inspired by one or more traditional pieced or appliquéd block(s) or pattern(s). When you submit it you will select one of the following three categories for your challenge entry:

- 1. Tradition Renewed:** Take one or more traditional block(s) or pattern(s) and make them new by using contemporary fabrics, colors, embellishments or techniques. The blocks or patterns must be in their traditional proportions.
- 2. Tradition Re-interpreted:** Take one or more traditional block(s) or pattern(s) and stretch, skew, or manipulate them. Or use the block(s) or pattern(s) within a different design or setting. The blocks or patterns must be recognizable.
- 3. Tradition Transcended:** Create an innovative vision of one or more block or pattern name(s). Your entry may be pictorial or abstract. The quilt may or may not include a recognizable version of the block(s) or pattern(s). Think of the fun you could have using names such as Lady of the Lake, Storm at Sea, Wild Goose Chase, Jacob's Ladder, Radical Rose, New York Beauty, Old

Designs © 2005 from "AnglePlay™ Blocks" CD by Margaret Miller



The quilts are due at the January 16, 2007 guild meeting and you will be asked to select one of the categories above and provide your inspiration source. At the February meeting, quilts will be hung by category and guild members will vote, by category, for the winning quilts. The Challenge quilts may be in the Lancaster show and they will be exhibited at the May 2007 NSQG World of Quilts.

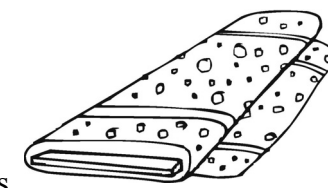
To take the old and make it new again:

- Your entry must not exceed 100" in perimeter and no side can be smaller than 15."
- The quilt must hang easily and have no special handling or packing requirements, keeping in mind that these quilts may travel to Lancaster.
- You may use any hand or machine techniques you like, but the quilt must be 3 layers and quilted, not tied.
- Keep your idea a secret so that the voting will be fair and unbiased.
- The quilt must have a four inch sleeve attached to the back. Let your imaginations fly. We would like to have a wide variety of traditional and contemporary entries in our challenge.

Committee Coordinator: Georgia Heller
Carol Auer, Melanie Darensod, Karen Maru, Elizabeth Rosenberg, Norma Schlager, Linda Schoenfeld

Comfort Quilts

Comfort Quilts is a Charitable Activity of the Northern Star Quilters' Guild. We meet twice monthly in season and weekly in summer. We make lap-sized quilts which are donated to shelters, hospitals and similar organizations. Our fabric is donated by members and others who wish to support our efforts. We also prepare precut kits for members which are available at every Guild meeting. This is an ideal activity for beginning or advanced quilters. Comfort Quilts is like an ongoing workshop with help and advice always at hand. Meetings are open to all members. You can choose to come once, twice or every time. We will be meeting at the Katonah Presbyterian Church from 9:30 am to 3:30 pm on the following dates.



September 6 and 20

October 4 and 18

November 1 and 15

December 7 (Thursday)

Any additional dates or changes will be printed in our monthly newsletter.

Questions? Contact Pat Baker (845) 279-8840 or
Karen Carlson (914) 762-5382
QuiltingKarenD@aol.com

Quiet Please!

As a courtesy to other Guild members, please turn your cell phones to vibrate or turn them off during meetings and lectures.

Thank you.



Raffle Quilt

A Raffle Quilt is created and put together every year to be the main feature of our fund raising for charity. Each year the money raised by our quilt is given to whichever charity we select.


A raffle is held during World of Quilts to collect and award the money raised from our Raffle Quilt. We hope that you will open your hearts and nominate one of the many wonderful organizations that help those in need.

Please send nominations to:
Carolyn Langevin
Charitable Activities

Sunshine

NSQG goodwill is part of our fellowship. Please let me know when a Guild member is in need of a little sunshine due to illness, condolence, marriage, baby, etc.

Thank you.
Andrea Winter
Secretary



"Good friends are like quilts. They age with you, yet never lose their warmth."

Hospitality

Monthly Meetings

At each monthly meeting, doors open at 6:30pm and there is a refreshment table set up in the cafeteria with snacks and beverages for members to enjoy before the business meeting. Hot water is provided for coffee and tea - please bring your own mug. (Better for the environment, and it has a handle, but there will be cups for those who forget.)

Members are requested to bring snacks according to the following schedule:

Month:	Snacks provided by:
September:	Members whose last names begin with A, B, C
October:	Members whose last names begin with D, E, F
November:	Members whose last names begin with G, H, I
December:	All members -

Bring your favorite homemade holiday cookies.

No store-bought for this special occasion please.

January:	Members whose last names begin with J, K, L
February:	Members whose last names begin with M, N, O
March:	Members whose last names begin with P, Q, R
April:	Members whose last names begin with S
May:	Members whose last names begin with T, U, V, W, X, Y, Z

In addition to the usual cookies or cakes, other possible snacks could include fruit (small bunches of grapes, strawberries, cut melon or apples), nuts, salted pecans, sunflower seeds.

Holiday Special!

To make our December meeting even more festive, we're planning a holiday gift exchange. Please bring a quilt-related gift worth approximately \$10.00 to the December meeting. Suggestions include something hand-made, fat quarters especially chosen, needles and special threads, note cards. There will be a basket on the hospitality table for all those participating. Let's remember each other with a small token of holiday friendship.

Salad Supper

The June general meeting is the occasion for the annual salad supper, served at 6:30pm. This is a great evening to socialize with Guild friends and the food is always super. Dessert and beverages are provided, but we ask that each member attending bring a salad which serves 6 to 8 people, arriving about 6pm to allow for setup. Please share a recipe card listing your salad's ingredients.

Creative quilters are also very good cooks!


Volunteers

We always enjoy having volunteers at the Refreshment table.

This year we'll be asking new members to help.

Introduce yourself to them and make a new friend. Thanks for sharing. Please email or phone with any questions or suggestions.

Sue Wilterding, Hospitality Chair



The Library

NSQG maintains a library of books and magazines for its members' use and enjoyment. They are stored on two wheeled book carts and coded and arranged by subject. At present, there are approximately 540 items in the Library, including both books and magazine subscriptions to American Quilter, Australian Patchwork & Quilting, and Quilting Arts.

Each year, the Guild generously supports its Library by funding the purchase of new books. Each month, new items can be found on a specially marked Library table at general meetings and these new titles are published in the newsletter. A complete list of items, by title, can be found on the Guild website. Just click on "About Us" and "Library".

Borrowing Books and Magazines

At the monthly general meetings, from September through May, any member in good standing (dues paid and no fines or books outstanding) can borrow up to 3 items. Just bring your choices to the library table, sign the book card on the inside back of the book or magazine, and enjoy.

Returning Books and Magazines

All borrowed items must be returned at the next general meeting. If this doesn't happen, the borrower's name will be published in the next month's newsletter. If you can't attend the next meeting, ask a friend to return your book for you. You can also call the Librarian and arrange to send her the books by mail. There are fines for overdue items, so staying current is a good idea. One important point - absolutely no items can be kept over the summer. All items must be returned by the June meeting!

Annual Book Sale

At the June meeting there is a sale of donated books, magazines, patterns, and notions. The money raised helps to defray the cost of books and magazines purchased during the year. View your quilting "stuff" with a critical eye and set aside those appropriate items you may no longer have a use for - someone else is sure to find them a treasure.

Policies and Procedures

Everything you ever wanted to know about using the library, including overdue fines and penalties, can be found at www.northernstarquilters.com/docs/Policies, and your librarian is always available to answer any questions you may have.

Consider volunteering to help at the Library table during one of the meetings - it's a great way to meet people!

Librarians: Jane delVillar
Cathie Billings
Patricia Loquet


NSQG World of Quilts XXVIII

Postcard Quilts Display

Attention all quiltmakers -- why not join us this year in a postcard quilt display? If you have never made one before, or even if you are a seasoned pro, please join us by making 1 or 2 (maximum) postcard quilts and submitting them for display in our show.

Size: An accurate 4" by 6"

Materials: The postcards consist of 3 layers: A surface design layer for the front, a stiff interfacing in the middle, a backing for an address and message, and an optional inner layer of muslin. They also need a binding (traditional or fused) or decorative edge stitching to hold them together.



Fabrics: Whatever you like. You are limited only by your imagination!

Embellishments: Anything that will enhance your design, as much or as little as suits your design.

Deadline: April 1, 2007. Entries must be received no later than April 1st.

No Exceptions!

To SUBMIT: Please complete the form below and send it with your entry to:

Joan Weth
P.O. Box 697
Croton Falls NY 10519

POSTCARD QUILT DISPLAY ENTRY FORM:

Thank you for entering and helping to make our display and our show a success.

Name _____ Phone _____

E-mail address: _____

Address: _____

NSQG Member? Yes _____ No _____

NSQG reserves the right to disqualify an entry if it is not deemed worthy of display. I grant NSQG permission to photograph my work for local or regional use in media advertising, promotion, and publication in newspapers, magazines, internet and other appropriate media. I grant visitors to the guild and its activities permission to photograph, for their personal use only, any works of mine on display.

SIGNATURE _____

DATE _____

PLEASE NOTE: For the return of the postcard quilts, please enclose a 9"x12" envelope with two first class stamps (\$0.78).

Membership Report

Noreen and I are looking forward to welcoming each one of you back in September. Hopefully, you will decide to send in your registration form and check for \$35. prior to the first meeting in order to avoid those long lines! If you plan to pay your dues at the September meeting, please note that no checks will be accepted without a completed registration form. The form is included at the back of this newsletter. It can also be downloaded from the website, and we will have some on hand at the membership table. Among other things, we use these forms to keep track of changes that need to be made in our computer database (for example, new email addresses).

Our committee will be holding a meeting with the goal of reading through your suggestions and comments and passing them along to the Board, so I hope you will take a little time to share your opinions with us. We will also be using the data on the forms to organize lists of members according to their volunteer work preferences.

The Hand Applique Group, the Art Quilt Group and the Quilting Basics Group will be meeting at 5:45 PM prior

to the general meeting. We also look forward to starting other special interest groups this year, depending on the expressed interests of the membership, so take the opportunity to let yourself be heard. (Hint: use the registration form!).

The Art Quilt Group has already come up with a topic for the first meeting of the new NSQG year. Maria Weinstein will be demonstrating free motion thread sketching. This technique allows you to stitch any picture without first tracing it. As always, both groups encourage participants to bring show 'n tell.

We're excited about the opportunity before us to make the guild as welcoming as possible and to provide possibilities for members, both new and seasoned, to make new friends and connect with people who have similar interests.

See you in September!

Carol and Noreen

csterk@optonline.net

nina1351@aol.com

Holiday Boutique

Last year's Holiday Boutique was successful beyond imagination. The Holiday Boutique 2006, will be held prior to the November General Meeting on November 14th, 2006.

Beautiful creations made by NSQG guild members will be on sale. The Boutique will begin at 6.00pm in the main entrance area of JFK. It will be a one-stop-shop for gifts for your special friends and family for the Holiday Season. Bring your friends! No fee will be charged for guests that night.

For those members who plan to sell items, explore new techniques and stretch your imagination with creativity. Make new items as well as stock up on the usual big sellers. For this Boutique, no commission will be charged. Instead, a pre-paid vendor fee of \$25.00 per table will be charged for table space. Written information will be available at the September and October meetings. Please keep the following in mind:

- Each participant must be an NSQG member in good standing.
- All items must be made by an NSQG member.
- Items do not have to be holiday-related.

I look forward to another successful Holiday Boutique. Participate and be recognized for your talents and workmanship!

Carolynn Young, BOUTIQUE CHAIR



On The Road Again

CALLING ALL TRIPPERS! Mark your calendars! We're on the road again! Our trip to Lowell in August was fun, inspiring and tiring! We are keeping the ball rolling and have planned for two more trips this 'Guild' year!

Nashua, New Hampshire November 3rd and 4th, 2006.

Our trip to Nashua's "A Quilters' Gathering" show in 2005 was such a hit, we are going again this year! Board the bus Friday morning at convenient locations on our route beginning in Elmsford and proceeding on routes 684 and 84 to Bedford, Danbury and Newtown. For our road break, we have been invited to a light breakfast while we shop and enjoy the monthly quilt show at the Charleton Sewing Center. We will then proceed to the New England Quilt Museum in Lowell for a guided tour of their "EMBELLISHMENT" exhibit and a lunch! The afternoon will find us wending our way toward Nashua and don't be surprised if we stop at one or two MORE shops before we arrive for dinner at The Weathervane Restaurant in Merrimack, just a short trip from our final destination of the day, the Fairfield Inn in Merrimack.

Saturday will begin for us at 7:00 with a deluxe continental breakfast before we head to the main event, A QUILTERS' GATHERING quilt show. The highlight of this year's show is an invitational exhibit, "The Lure of the Antique Quilt - With Focus on New England Quilts, Quilt Tops and Artifacts from the 1800's," from the collection of exhibit curator, Stephanie Hatch. For more information on this show, please visit www.aquiltersgathering.com. We return by bus Saturday evening, tired but happy! Our trip package includes transportation by bus, lodging, museum admission and lunch, dinner on Friday and show admission, for \$175 per person. RESERVE YOUR SPOT EARLY, time is short! WE MUST HAVE 38 COMMITTED TRIPPERS by OCTOBER 1 to make a go of it. To reserve your seat by email or phone, see below. PAYMENT DEADLINE FOR THIS TRIP is OCTOBER 1, 2006! Members and non-members are welcome on this trip on a first-come basis.

Lancaster, Pennsylvania April 13th and 14th, 2007 (A week later this year!)

Our TRADITIONAL Lancaster Trip WILL BE HAPPENING AGAIN! Look forward to SHOPPING on FRIDAY at Sauder's, Zook's, and more, followed by a dinner and overnight stay at comfortable accommodations near the show. We'll rise early on Saturday for breakfast and a day at the fabulous QUILTER'S HERITAGE CELEBRATION quilt show! At press time no exhibit details were available. This show welcomes in the quilt year for us, and it is always a hit with NSQG TRIPPERS! For more information about the show, consult www.qhconline.com. Cost for this trip is estimated at press time at \$160.00. RESERVE EARLY by mail or phone, see below. Details will be announced in the newsletter and at meetings, but keep your calendar clear! NSQG members get preference to reserve a seat until the February meeting. After the February meeting, trip registration will be open to non-members.

HOW TO RESERVE YOUR SEAT! If you would like to be an NSQG TRIPPER for either of the above trips, contact Debbie Bein by email: dbein@hvc.rr.com or by phone at 845-849-0458. Due to my travel schedule in September, from 9/8 through 9/30, please emailCarolynn Young at cjyoung@suscom.net or see her at the September meeting. The address for mailing your check, payable to NSQG, is: Debbie Bein, 19 Gables Blvd., Poughkeepsie, NY 12603.

Happy Tripping!
Debbie Bein

