

On Point!



Special Issue

A PUBLICATION OF THE NORTHERN STAR QUILTERS' GUILD SOMERS, NEW YORK

www.northernstarquilters.com

2005-2006: An Exciting Year Ahead

Meetings At A Glance

September 20th: Bonnie McCaffrey
"Portrait Quilts"

•

October 18th: Elizabeth Rosenberg
"My Love Affair with the Flowing Line"

•

November 15th: Holiday Boutique
Deana Hartman
"Taking the Plunge: From Traditional to Art Quilts"

•

December 13th: Shelley Greener
"The Appliqué Quilt"

•

January 17th: Hands-On Meeting

•

February 21st:
Guild Challenge and Comfort Quilts

•

March 21st: Libby Lehman
"Creativity for Klutzes"

•

April 18th: Margaret Miller
"Never Use Two Fabrics When You Can Use Twenty"

•

May 16th: Judy Allen
"Feather Quilting, The Comfort of My Soul"

•

June 20th: Salad Supper and Library Sale

World of Quilts XXVII May 5th and 6th, 2006

2005-2006 One Woman Show Celebrating the talent of our members

September – Susan Rooks

October – Jeri Riggs

November – Boutique

December – Maxine Oliver

January – Nancy Mirman

February – Challenge Quilts

March – Joyce Sullivan

April – Carole Hoffman

May – Susie Andersen

June – Dorothy Scalice

Linda Schoenfeld, COORDINATOR

2005-2006 Board Meeting Dates

All Board Meetings will be held at JFK High School on the Tuesday before the general Guild Meeting.

September 13th	December 6th	March 14th
October 11th	January 10th	April 11th
November 8th	February 13th (MONDAY)	May 9th
		June 13th

SUPER SATURDAY • APRIL 1st, 2006 • JFK High School

2005-2006 Programs

September 20th – Bonnie McCaffrey

Bonnie McCaffrey will present a talk on “Portrait Quilts”. There are many ways to capture people in quilts. We will learn how Bonnie creates her own portrait quilts by using a line drawing guide under the fabric and then painting the facial features. We’ll get to see many quilts of portraits. Check out her new book, *Portrait Quilts: Painted Faces You Can Do*, at www.bonniemccaffrey.com/ShopPortrait.html.

October 18th – Elizabeth Rosenberg

Our own Elizabeth Rosenberg will present, “My Love Affair with the Flowing Line.” Elizabeth is best known for her amazing free-motion threadwork and machine quilting, but she also has produced a series of Judaica quilting patterns. Check out all of her wonderful work on her website: www.elizabethrosenberg.com.

November 15th – Holiday Boutique and Deana Hartman

We are having our annual Holiday Boutique at JFK prior to our meeting from 6-7:15 PM and there will be NO guest fee for the evening! So, bring cash, your checkbook and a friend. Local guilds will be invited to join us for the evening.

The program will be, “Taking the Plunge: From Traditional to Art Quilts” by Deana Hartman. Deana produces modern art quilts saturated with color, stitched texture and beaded embellishment. Her artwork, patterns, and custom-mixed bead stews are shown at www.chameleonquilts.com/index.html.

December 13th – Shelley Greener

Our program will be “The Appliqué Quilt” by Shelley Greener, a local quilter from Dutchess County who specializes in appliqué patterns. Appliqué quilts are favorites of many people, whether done by hand or machine. Shelley will cover the many ways to appliqué and discuss the advantages and disadvantages of different appliqué techniques. Finished quilts and quilts-in-progress are included to illustrate her program.

January 17th – Hands-On Meeting

If you have been wondering how you can use your computer to help you with your quilting, you are in luck. We will have 6-8 stations set up with demonstrations of quilting and the computer.

There will be three 20-minute sessions, with each station repeating the same session three times. You’ll be up close and personal with demonstrations of Electric Quilt™, foundation quilting programs, computer-generated sewing stitches and a program to keep track of your quilts. You’ll see how a drawing program can help you design your quilt and learn about computer-generated quilt labels.

You will be able to buy many of the products shown AT A DISCOUNT at the meeting! This is the perfect opportunity to bring your quilting into the 21st Century. We also will have a station explaining how to enter a quilt into our show. In January we begin to take quilt registrations for our show, so this station will explain the categories and forms to help you fill them out.

February 21st – Guild Challenge and Comfort Quilts

February is the month where our Challenge Committee hangs our annual Guild Challenge. We will be voting on our favorites, and the winners will be announced.

We will be holding a hands-on Comfort Quilts session during this meeting based on the Half Square Triangle. Meet the Comfort Quilts regulars. We will have stations and help you make a number of quilt tops during this meeting. At the stations you will have fun cutting, marking, sewing, ironing, and pinning.

If you haven’t been able to attend a regular Comfort Quilt meeting, this is a perfect opportunity to help create those quilts that warm hundreds of needy hearts each year. Let’s see how many quilts we can finish during the evening!

March 21st – Libby Lehman

We will have internationally-known teacher and award-winning quilter Libby Lehman coming to talk about “Creativity for Klutzes.” She is the author of *Threadplay with Libby Lehman* and her quilt, *Joy Ride*, was chosen as one of the Best 100 American Quilts of the 20th Century. Check out Libby’s incredible quilts at www.libbylehman.us.

April 18th – Margaret Miller

Dynamic quilter Margaret Miller will be telling us why you should “Never Use Two Fabrics When You Can Use Twenty.” Margaret is the author of many quilting books, and her newest book, *AnglePlay™ Blocks*, has just been published. Margaret is also a wonderful teacher and speaker and will leave you laughing! Visit her website at www.millerquilts.com.

May 16th – Judy Allen

Judy Allen will present “Feather Quilting, The Comfort of My Soul.” Judy’s book, *Feather Quilting*, explores the many inspired feather patterns of her signature style.

June 20th – Salad Supper and Library Book Sale

Bring a salad to share, and plan to buy at the fantastic Library Book Sale. Check out details under Hospitality on page 8 in this Special Issue.

2005-2006 promises to be an exciting year! Mark your calendar now to attend every meeting!

Suzanne Sunday, PROGRAMS VICE PRESIDENT

2005-2006 Workshops

You can sign up at the September meeting for any of these classes and receive supply sheets at the same time. Remember to bring your calendar and checkbook.

BONNIE McCAFFREY

Painted Faces, \$50 Tuesday, September 20th

Sorry, this class is filled.

ELIZABETH ROSENBERG

Painting with Thread: Free Motion Embroidery, \$50 Wednesday, October 19th

Do you know you could use your sewing machine to embroider without adding any fancy or expensive attachments? Just by dropping your feed dogs, and with nothing more than your own machine's straight stitch and zigzag capabilities, you can create textures and designs that can add depth and interest to your quilts. Learn the skills you'll need to master this fascinating technique, and discover a new way to use all those beautiful threads you've been collecting.

DEANA HARTMAN

The Need to Bead, \$50 Wednesday, November 16th

If those glorious BEADS have been begging you to add them to your artwork, this is the class for you. This is a "BEADING – NO MACHINE" class with many techniques include: Running Stitches for various size beads, Stop Stitches and Charm Application, Couching, Bead Collage, and other Raised Beading stitches. These stitches can be applied to clothing, fiber and quilt art and even three dimensional fabric-based objects.

SHELLEY GREENER

Collage Appliqué, \$50 January 2006 (date to be determined)

This class is offered for the beginner or the more advanced quilter, using the technique Shelley developed when problem solving. Her appliqué technique has been rated excellent by AQS judges, winning Best of Show for her *Birds of a Feather*.

Don't get stuck with a flower attached to the background one petal at a time; only to find out the colors don't work or it's in the wrong place. Collage appliqué is a great way to avoid such a problem. You can also create your own arrangement without having to completely set up a design. Start with a few basic flowers, leaves and a vase and do your own

arrangement. Flip, enlarge, reduce, leave out, or add; one design can be more. This method allows you to work on your appliqué in sections making it easy to travel with. The technique requires no drawn lines on your fabric!



LIBBY LEHMAN

Super Machine Stitching, \$50 Wednesday, March 22nd

Come and explore the possibilities offered by decorative and utility stitches on your very own sewing machine. Libby will cover adjusting and combining stitches, elegant Satin Stitching, foolproof Anchoring, Tapering, Pivoting, Free-Motion styles and Double Needle effects. You'll learn how to do all these stitches as long as your machine has the ability to adjust the width of your zigzag stitches.

MARGARET MILLER

Two-Day Workshop, AnglePlay™, \$95 Monday and Tuesday, April 18th – April 19th

In this 2-day workshop you'll discover the possibilities for a classic shape: the half-rectangle triangle. This shape is versatile because of the "change in the angle" it brings to the pieced surface – no longer restricting you to 90 and 45 degree angles only.

Day One is design, based on blocks as well as modules; Day Two is creating with fabric! You'll come away with a bevy of design ideas and a quilt top well under way. Margaret's AnglePlay™ templates will be on hand for students to try, and will also be available for sale at the workshop.

JUDY ALLEN

Feather Mania 1, \$50 Tuesday, May 16th

An introduction to feathered vines. In this class you will learn to draw fabulous feather patterns beginning with a straight line, undulating circles, and hearts. If you can draw a straight line using a ruler, or trace around a circle, you will be able to create these beautiful quilting designs. This is a perfect class for the hand or machine quilter.

Judy has published a book, *The Art of Feather Quilting*, which will be available for purchase in class.

Please see page 5 for Quilt Show workshop information.

Thank you, Dorothy Scalice, EDUCATION CHAIRMAN

Membership Report

As the new Guild year approaches, we'd like to extend a warm welcome to all of our new and returning members!

First the reminders: For those of you who have not yet renewed your membership and prefer to avoid long lines at the September meeting by paying ahead, please take the opportunity to fill out the Registration Form included in this newsletter and send your check to:

Degen Sayer, 180 Wildwood Road, Stamford, CT 06903.

A Membership Directory including the names, addresses and email addresses of all paid members will be compiled in October. Those of you who have not renewed your membership by the October meeting will not be included in the booklet. All paid members will be included unless we hear from you to the contrary.

Sheila Gargano has graciously volunteered to make name badges for another year. If you requested one on your registration form, it will be waiting for you at the next meeting.

We plan to continue and expand the practice of making our new members feel welcome by using established members as official greeters. Melanie Darensod and Janice Nastasi have volunteered to take on this very important role. They will be working hard to educate our new members to the many activities and involvement opportunities that the Guild offers and introduce them to as many members as possible.

If you see them escorting a new face through the room, please take the time to introduce yourself. We will continue to have a New Members Table where new members can also connect with each other.

In reviewing the Registration Forms submitted thus far, we have noted an overwhelming interest amongst the membership in learning more about art quilting. With this in mind, we're starting an Art Quilt Group which will meet from 6:00-6:45 PM prior to each monthly guild meeting beginning in October. If you'd like to connect with other quilters who share your interest, this group is for you. We invite you to bring Show and Tell—either a completed quilt, or a work-in-progress, to the first meeting. Your ideas for future meetings will be welcome; what we do will be based upon what you want.

We will make an effort to keep you informed of other interests and thoughts expressed by our membership as we receive more Registration Forms. Our goal is to give members an opportunity to express their needs and interests. We will carefully read all members' suggestions, and will try to plan activities whenever a significant number of members express interest in a particular subject. We can't promise to immediately address each person's request, but we can assure you that you will be heard.

Carol Sterk, csterk@optonline.net
Degen Sayer, degensayer@aol.com

Holiday Boutique

As a special event, the Holiday Boutique will be held prior to the November General Meeting on November 15, 2005 at JFK. There will be no Guest Fee for the meeting that night and other local guilds will be invited to join us for the evening.

On sale will be beautiful creations made by NSQG guild members. The Boutique will begin at 6 PM in the main entrance area of JFK. It will be a one-stop-shop for gifts for your special friends and family for the Holiday Season. Bring your friends!

For those members who plan to sell items, explore new techniques and stretch your imagination with creativity. Make new items as well as stock up on the usual big sellers. For this Boutique, no commission will be charged. Instead, a pre-paid vendor fee of \$25.00 per table will be charged for table space.

I am happy to assist participating members in finding shared table space. Written information will be available at the September and October meetings.

Please keep the following in mind:

- Each participant must be a NSQG member in good standing.
- All items submitted for sale must be quilted, constructed of fabric and/or fiber, or quilt-related.
- All items must be made by an NSQG member.
- Items do not have to be holiday-related.

I look forward to a successful Holiday Boutique. Please participate and be recognized for your talents and workmanship!



Carolynn Young, BOUTIQUE CHAIR

World of Quilts XXVII

World of Quilts XXVII will be May 6th and 7th, 2006. Be sure to save these dates as well as the 5th for set-up and our Friday night dinner. We will need everyone's help to have a great show!

This year is the 25th Anniversary of NSQG and we will celebrate the talents of our own members. Karen Eckmeier, a longtime member of our Guild, will be one of the lecturers. Karen has won many national awards and has been featured in numerous books and magazines.

Lonni Rossi, professional graphic designer, will also be lecturing and teaching at our show. She is well-known in the quilt world for her art quilts, and has a fabric collection featuring her beautiful typographical designs.

Special exhibits by small groups of our members and a

tribute to early members are also being planned. Anyone working on a special small group challenge or an exhibit to be considered for inclusion, please contact me.

Several capital improvements have been made to the hanging equipment and the judged exhibit will have a fresh updated look.

The Vendor Committee is working to make our shopping experience even more exciting. Look forward to more news about the show in the newsletters throughout the year. Meanwhile we need all of you to be exercising your creativity and your best workmanship skills to give us the pieces that show the public how exciting it is to be a quilter and a member of our Guild.

Mary Cannizzaro, CHAIRMAN

Quilt Show Workshops

LONNI ROSSI and KAREN ECKMEIER

Saturday May 6th and 7th

At our Quilt Show, there will be two half day workshops by Lonni Rossi and one by Karen Eckmeier. Watch future newsletters for details.

On the Road

Mark your calendars! We're on the road again!

Nashua, New Hampshire

November 4th and 5th, 2005

We are going to *A Quilters' Gathering* in Nashua, New Hampshire for a Friday and Saturday excursion.

Our bus will do two pick ups.

The first stop will be on Route 9A in Elmsford, New York, and the Park & Ride on Route 312 in Brewster, New York.

Then we're off to visit the New England Quilt Museum in Lowell, Massachusetts, followed by shopping at the Mill Girl Quilts in North Chelmsford and The Little Quilt Shop in Nashua.

We will all enjoy a relaxing dinner together on Friday, as well as have a

nice buffet breakfast at our Holiday Inn on Saturday before we head off to the Quilt Show. This show will have a special invitational exhibit of works by members of the Baltimore Appliqué Society, curated by Jan Carlson. For more info on this show, please visit www.aquiltersgathering.com. Cost for this trip will be \$170.00.

Lancaster, Pennsylvania

April 7th and 8th, 2006

Once again we'll be loading the bus and heading off to the *Quilters' Heritage Celebration* in Lancaster for two days of shopping, shopping, and more shopping. We'll make our usual favorite stops at Sauder's, the Kitchen Kettle Village and then go to Miller's for a great meal. Friday night we will be staying at the Fairfield Inn and

Saturday we're off to the Lancaster Host Hotel for the *Quilters' Heritage Celebration* Quilt Show.

Cost for this trip will be \$170.00.

Due to steep increases in the price of gas, our bus fees have increased significantly; thus the reason for the increase in the cost of our trips. Rest assured, we will all have a great time and you can "leave the driving to us".


If you would like to join us, please contact me, or better yet, just send me your check and I'll put your name on our list.

Kathy Vanacoro

608 S. Lakeshore Drive
Lake Carmel, NY 10512
Kathy@vanastudios.com
845-225-0047



Northern Star Quilter's Guild 2006 Challenge:



"Shakespeare in Stitches"

This year's challenge will be to make a wall hanging that interprets a quote from a Shakespearean play. To have the title be a double entendre, it would be from one of the Bard's comedies, but quotes from a drama or tragedy will also do. Hopefully, this challenge will stretch you both intellectually and creatively.

Need to "brush up your Shakespeare"? No problem. I will give you several different suggestions each month, or you can Google™ "Quotes from Shakespeare" and come up with oodles of sites from which to choose, or you can go to the library.

The Much "To-Do's" About Nothing:

- You will be asked to provide the quote and play from which it is taken when you submit the quilt.
- Your quilt must not exceed 100 inches in perimeter.
- No side can be smaller than 15 inches.
- Attach a four-inch sleeve to the back of your quilt.
- The quilt must hang easily and have no special handling or packing requirements, keeping in mind that these quilts may travel to the Lancaster Show.
- It must have three layers and be quilted.
- Quilts are due at the January 2006 meeting and will be voted upon by members at the February meeting.
- Keep your quilt a secret, so the voting will be fair and unbiased.

This month's quotes:

"Beware the ides of March."— *Julius Caesar*

"Love looks not with the eyes, but with the mind, and therefore is winged Cupid blind."— *Midsummer Night's Dream*

"There's small choice in rotten apples."
— *Taming of the Shrew*

"Misery acquaints a man with strange bedfellows."
— *The Tempest*

"I'll note you in my book of memory."— *Henry VI*

Challenge Committee: Norma Schlager, CHAIR,
COMMITTEE: Barbara Drillick, Georgia Heller, Carolyn Cooney,
Nike Cutsumpas, Melanie Darensod, Susan Schrott

Hospitality

Monthly Meetings

At each monthly meeting, doors open at 6:30PM, and there is a refreshment table set up in the cafeteria with snacks and beverages for members to enjoy before and after the business meeting. Hot water is provided for coffee and tea — please bring your own mug. Members are requested to bring snacks according to the following schedule:



Month: Snacks provided by

September: Members whose last names begin with A, B, C

October: Members whose last names begin with D, E, F

November: Members whose last names begin with G, H, I

December: All members —
favorite home-made holiday cookies
(please, no store-bought for this special occasion)

January: Members whose last names begin with J, K, L

February: Members whose last names begin with M, N, O

March: Members whose last names begin with P, Q, R

April: Members whose last names begin with S, T, U

May: Members whose last names begin with V, W, X, Z

At a loss for what to bring? In addition to the usual cookies and cakes, here are a few suggestions for other snacks:

- Cut up fruit (*apples, oranges and melon are good choices*)
- Chips and dips
- Cauliflower, broccoli & carrot sticks with a dip
- Nuts

Holiday Grab Bag!

To make our December meeting even more festive, we're planning a holiday grab bag. Please bring a fabric-wrapped gift to the December meeting, worth approximately \$5.00. To ensure unanimous glee, the gift should be quilting related. A hint for the uninspired: how about two fat quarters?



Salad Supper

The June general meeting is the occasion for the annual salad supper, served at 6:30PM. Dessert and beverages are provided but we ask that each member attending bring a salad to serve 6 to 8 people and plan to arrive with it at 6:00PM, when the doors open. A card with the recipe name and ingredients of your salad, to be placed on the table, is welcome. This is a great evening to socialize, eat wonderful food and mark the end of another successful Guild year.

Andrea Winter, HOSPITALITY CHAIRMAN

The Library

NSQG maintains a library of books and magazines for its members' use and enjoyment. They are stored on two wheeled book carts and coded and arranged by subject. At present, there are approximately 540 items in the Library, including both books and magazine subscriptions to *American Quilter*, *Australian Patchwork & Quilting*, *Quilter's Newsletter* and *Quilting Arts*.

Each year, the Guild generously supports its Library by funding the purchase of new books. Each month, new items can be found on a specially marked Library table at general meetings and these new titles are published in the newsletter.

A complete list of items, by title, can be found on the Guild website. Just click on "About Us" and "Library".

Borrowing Books and Magazines

At the monthly general meetings, from September through May, any member in good standing (dues paid and no fines or books outstanding) can borrow up to 3 items. Just bring your choices to the library table, sign the book card on the inside back of the book or magazine, and enjoy.

Returning Books and Magazines

All borrowed items must be returned at the next general meeting. If this doesn't happen, the borrower's name will be published in the next month's newsletter. If you can't attend the next meeting, ask a friend to return your book for you. You can also call the Librarian and arrange to send her the books by mail. There are penalties for overdue items, so staying current is a good choice. One important point – absolutely no items can be kept over the summer. All items must be returned by the June meeting!


Annual Book Sale

At the June meeting there is a sale of donated books, magazines, patterns, and notions. The money raised helps to defray the cost of books and magazines purchased during the year. View your quilting "stuff" with a critical eye and set aside those appropriate items you may no longer have a use for – someone else is sure to find them a treasure.

Policies and Procedures

Everything you ever wanted to know about using the library, including overdue fines and penalties, can be found at www.northernstarquilters.com/docs/Policies, and your librarian is always available to answer any questions you may have. Consider volunteering to help at the Library table during meetings – it's a great way to meet people!

Benedicte Caneill, LIBRARIAN



Visual Enticement

Have you taken a class with an upcoming speaker? If so, did you take digital pictures in the class? The Guild is considering ways to boost attendance at upcoming classes, and we think members would be interested in classes that other members have enjoyed. We'd like to turn your digital pictures from the speaker's class into a five-minute slide show, and share them at the meeting the month before the speaker will be here.

If you would be willing to help promote our speakers with a slide show of your class experience contact us!

Many thanks! Elizabeth Poole, ejp@us.ibm.com
Suzanne Sunday, ssunday@bestweb.net



NSQG on the Web

The NSQG newsletter team has come up with an idea that we hope will make the electronic version of the newsletter more accessible to more people. We're going to try posting TWO different versions of the newsletter—a big version and a small one. The smaller version will not print as nicely as the larger version, but it will download very quickly. The larger version will take longer to download, but it will print much more attractively. We hope this will help more of you decide to try the electronic version!

To sign up for the electronic version of the newsletter, send an email to Carol Sterk, csterk@optonline.net.

Any questions or concerns, feel free to contact me.

Thanks, Elizabeth Poole, WEBMASTER, ejp@us.ibm.com

Square Robin Quilts

September will be the time to sign up at the Comfort Quilt table at the general meeting for making a Square Robin quilt. Many of you have contributed your time, effort and creativity in the past and I am certainly hoping that you do so again. I am also hoping to entice many new contributors this year.

What is a Square Robin? Each month you and everyone in your group will make five identical blocks. Four of those blocks will be exchanged with your group members and in turn you will receive a block from each of them. This will happen for five months, beginning in November and ending in March, when you will have a total of 25 blocks. These blocks will then be assembled by you into a Comfort Quilt which will be distributed to hospitalized children, or may go to elderly patients in nursing homes.

General Instructions: Each group will consist of 5 members. You will be given a contact list with contact information for your group. Each member will be given approximately one yard of focus fabric. An additional 4 yards will be needed. You may wish to contribute fabric from your stash, but if you don't want to use any of your own fabric, please feel free to contact me so that you can pick some from the Comfort Quilt bins. All fabric must be 100% cotton and prewashed. Since these quilts could wind up in the hands of young children, do not use choking hazards such as beads and buttons.

The blocks must all be the same size: 8 1/2 inches with seam allowances. This will never vary. Your focus fabric must be used in every block. Any leftover fabric can be used in the binding, border or backing.

Each month come to the Comfort Quilt table to exchange blocks. Remember to check the table often because people come at different times. If you cannot get to a meeting, make arrangements to exchange blocks so you don't hold up any of your group members. Blocks fit in envelopes, and if necessary, can easily be mailed out.

DIRECTIONS:

September: Sign-up sheets will be available at the Comfort Quilts table and an announcement will be made the general meeting. If you can't attend please call or e-mail me and we will make arrangements to get you started.

October: The focus fabric will be given out to all who signed up. If you didn't sign up in September, don't be shy about changing your mind. There will be extra packets ready for anyone who wants to join.

Block due at the November meeting: a simple pieced block. Remember to make 5 identical blocks total.

Keep one for yourself and bring the other 4 to the meeting for exchange.

November: Block due at the December meeting: a pieced block with a focal design. It can be a flower, bird, house, boat or any other thing. (Not appliquéd.) Remember to use some of the focus fabric. You will be seeing what other fabrics are being used by your fellow group members.

December: Block due at January meeting: a Nine Patch.

January: Block due at February meeting: an appliquéd block (hand or machine). If you use a fusible web, do not leave any raw or unfinished edges. These quilts will likely be washed and handled often. Appliqué tends to distort and use up fabric, so start out with a square a bit larger than the 8 1/2 inches and then trim down when finished.

February: Block due at the March meeting: a star block. It can be a simple star (paper-pieced, or a star of your own design). Remember to make 4 extra blocks for exchange.

March: You should have 25 blocks. Piece them together. Most Comfort Quilts are 45 x 60 inches max. Having 25 blocks total, a 4 x 5 block format will work well. You can use your extra blocks in the backing.

April: Bring your top in for Show and Tell where we will have the opportunity to share them with the Guild.

Finishing: Now your top is done and it is time to quilt and bind it. Free batting is available from Comfort Quilts. We encourage you to do your own quilting. Think of this as an opportunity to learn something new, or practice a new skill. If you cannot quilt it, prepare your binding, have the backing ready, and turn it into the Comfort Quilt table. Do not forget to sign a Comfort Quilt label to turn in with your quilt. (Children who receive these quilts love to know the names of the quilters. Remember, your first name only.)

We want all levels of quilters to sign up. Please don't feel intimidated if you are a novice quilter. We are at every meeting and available by phone or email to guide you through any problems. These blocks should be the best you can do. The recipients will love them because they were made with love and care.

And, experienced quilters—we need your input too! Think how inspiring it would be to a novice quilter on your team to see the quality of your work, and to learn by examining your blocks each month.

I hope to see lots of new faces at sign up time! This is a most rewarding experience!

See you in September, Patricia Loquet,
ROUND ROBBIN CHAIRMAN

Charitable Activities

If you have an idea or a design concept for a future Raffle Quilt, now is the time to submit it for consideration. We need to plan these quilts well in advance in order to have the work finished and ready for the Annual Raffle. The design is the first step. Call me with your ideas!

Money raised by the Silent Auction at the World of Quilts XXVII is available to members who apply in writing. The Board will vote on the selection and then offer it to the general membership for approval.

Those organizations eligible are:

- Charities who might not otherwise be eligible for the raffle proceeds
- Quilt museums or foundations
- Organizations who have been recipients of comfort quilts
- Charities proposed by individual members who have a personal interest.

Donations will be made in increments of \$250. Applications will be considered in the order in which they are received.

If you have any questions about these very important matters, feel free to be in touch with me. Carolyn Langevin, CHARITABLE ACTIVITIES CHAIRMAN
carolynlange@aol.com

Raffle Quilt Charity

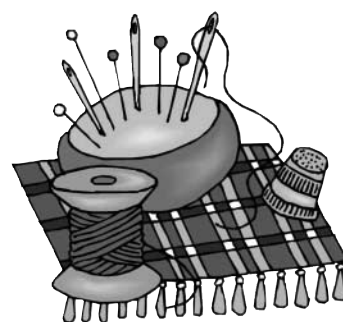
Please start thinking of your favorite charitable institution which might be the recipient of the funds for the 2006 Quilt Raffle. It takes time to assemble all the necessary paperwork and the first five applicants that meet eligibility will be accepted. Read the guidelines below and submit the name and description to the Raffle Committee as early as the summer months or by October 2005.

Guidelines:

- The organization must be nonprofit
- It can be partially funded
- The applicant must have sole control of its budget
- An NSQG donation should not affect any other funding
- Only organizations serving people in the tri-state area are eligible
- A Guild member must sponsor the organization
- The applicant must submit a letter of description of services and the purpose of the organization
- The letter must be received by October 2005
- The organization cannot receive an NSQG donation in two consecutive years
- The organization must sell tickets (50 or more books) prior to the show
- One or more representatives from the organization must be present at the show (Saturday and Sunday)
- One or more representatives of the organization must be present at the June meeting to receive the donation.

Send the nominations to:

Linda Schulz, 15 Brookside Ave., South Nyack, NY 10960



Comfort Quilts

Comfort Quilts is a charitable activity of the Guild. We meet twice monthly in season and every week in summer to make lap-size quilts which are donated to shelters, hospitals and similar organizations. Our fabric is donated by members and others who wish to support our efforts, and Fairfield Processing™ supplies our batting. We also prepare pre-cut kits for members, which are available at every Guild meeting. Each participant brings her own machine, basic sewing tools and lunch. Some also do handwork or layering.

An ideal activity for beginning or advanced quilters, Comfort Quilts is like an on-going workshop, with help and advice always at hand. Meetings are open to all Guild members — you may come once, twice, or every time. We meet at the Katonah Presbyterian Church from 9:30 AM to 3:30 PM (older members please note change in time), usually the first and third Wednesday of each month. Dates are always published in *On Point*.

Wednesday Meeting dates:
September 7th and 21st,
October 5th

During the winter months, call if the weather is questionable.

Questions? Contact Karen Carlson,
quiltingkarend@aol.com
or call Pat Baker at 845-279-8840

Need a Membership Form? Visit our website: www.northernstarquilters.com



Quilt Education

In early Spring a group of Northern Star Quilters introduced four classes of First Graders at Katonah Elementary School to the world of quilting. Their first lesson was to hand stitch on a pencil line, thereby connecting sashing to a six inch block. After writing their names, hands covered with paint decorated the blocks with handprints.

Many thanks to Sue McMachan, Liz Doyle, Minny Lugay, Jennifer Ceisler and Melanie Darensod for volunteering to assemble the tops and quilt the sashings and borders. In June the children had a “knot party” to tie their own blocks.

These wonderful creations were then presented to *Friends of Karen* at a school assembly. The First Graders were very excited about their accomplishments and learned valuable life lessons. If you are interested in participating in this annual effort, please contact Melanie Darensod.

Northern Star Quilter’s Guild Purpose

“The purpose of the Guild shall be to promote interest in, and encourage participation in the art of quilting; to stimulate and coordinate the efforts and talents of individuals interested in quilting; and to maintain a club for the social enjoyment of its members.”

Note of Thanks From Our Bernie

July 15, 2005

To the Northern Star Quilters:

With school now over and the summer well underway, I wanted to extend to you my gratitude for the beautiful quilt as well as the opportunity to have served you over the past several years.

The quilt is on my bed and looks great. I especially love the many different patterns in all the different blocks; evidence of the generosity of a great number of very talented people. I am as humbled as appreciative that all of your many talents would be put to work for me.

I have been assisting at the quilt shows since I was 11 and have had the privilege of helping with the audio-visual tasks at the monthly meetings since I was 15. It has been a pleasure all along.

Thank you.

Sincerely,

Bernie Zipprich,
Bzipp3@aol.com

PINWHEELS



• Fabric
• Fine Ware
• and Folderol
•
• **Maria Tamaoka** •
•
• 416 ALBANY POST ROAD
• CROTON-ON-HUDSON
• NEW YORK 10520
•
• 914-271-1045
• www.pinwheels.com



If The Weather Outside Is Frightful...

In case of inclement weather, and you're not sure if there is a meeting, please do the following:

1. Listen to your local radio station for announcements regarding the Somers Public School closings. If the Somers Public Schools are closed, there will be **no meeting**.
2. In the case where the weather is questionable for the evening hours only, we will contact the radio stations to make a public announcement.
3. Check our website:
<http://www.northernstarquilters.com> for an announcement.
4. If you cannot find out through any of the above methods, please feel free to contact a Board member.

2005-2006 NSQG Board

PresidentSusie Andersen, manderse@optonline.net
 Vice President, Programs.....Suzanne Sunday, ssunday@bestweb.net
 Vice Presidents, MembershipDegen Sayer, degensayer@aol.com
 Carol Sterk, csterk@optonline.net
 Vice President, Quilt Show ..Mary Cannizzaro, antmaryc@optonline.net
 Recording SecretaryBarbara Sliter, bsliter@suscom.net
 Corresponding SecretarySue McMachan, somershaven@cs.com
 TreasurerSusan Rooks, srooks79@optonline.net

Directors

BoutiqueCarolynn Young, cjyoung@suscom.net
 Charitable Activities.....Carolyn Langevin, carolynlange@aol.com
 EducationDorothy Scalice, qow@charter.net
 HospitalityAndrea Winter, adwinter@optonline.net
 LibraryBenedicte Caneill, benedave@optonline.net
 NewsletterVicki Romaine Cohn, romaine@optonline.net
 Special Events.....Denise Isherwood, dmisherwood@snet.net

WebmasterElizabeth Poole, ejp@elizabethpoole.com
 Website<http://northernstarquilters.com>

2006-2007 Nominating Chairperson

Melanie Darensod joemelan@att.net

Conflict

Do you have a beef with someone?

The proper way to handle conflict between parties within the Guild is now defined in the grievance procedure. Gossip and emailing is not productive to the good of the Guild.

Please contact Sue McMahan, the Corresponding Secretary for a copy of the policy.

NSQG Guild Pins

Don't forget! Guild pins are available at the Member's Table for only \$3.00.

ANITA AYOOB
Owner

19 Sugar Hollow Rd.
Danbury, CT 06810
(203) 792-5252
Fax (203) 748-1695

FabricTree
The Fashion and Decorating Center

Fashion, Quilting & Decorator Fabrics
Custom Work & Shop at Home Service
www.fabrictree.com



Christian Lane Quilters

Jim & Wilma Cogliantry
(860) 829-2821

www.christianlanequilters.com

Wide Quilt Backings Wholecloth Quilt Kits
Custom Machine Quilting Services



133 West 25th St.
212-807-0390
www.cityquilter.com

Tues to Fri 11 to 7
Saturday, 10 to 6
Sunday, 11 to 5

Proud to be
one of the
"Top Ten Shops"
in *Quilt Sampler's*
Fall, 2005 issue

Pick up a copy
at the shop in
mid-September

Congratulations to The City Quilter for being selected as one of the "Top Ten Shops" in the Fall 2005 edition of *Quilt Sampler* magazine!



www.northernstarquilters.com

◆ **BERNINA** ◆ **BROTHER** ◆ **VIKING** ◆
Sewing Machines • Sergers • Embroidery Systems

Expert Service
◆ All Makes
◆ All Models

HARTSDALE FABRICS
275 S. Central Avenue
Hartsdale, NY 10530
(914) 428-7780/7790
www.Hartsdalefabrics.com



Fashion Fabrics • Quilting • Home Dec.
Sewing Classes: Beginner thru Advanced



**Longarm Quilting
Basting Service
Binding - Hand and Machine**

No Rules
Your Batting - No Problem
Your Thread - No Problem
Top Not Flat - No Problem
Top Not Square - No Problem

Little Red Quilt House
(203) 258-9464
www.LRQH.Com

**Any Quilt
Any Condition
We'll Finish It**



Jelly Bean Quilter
Long Arm Machine Quilting

Mary Eddy
2 Currituck Road
Newtown, Ct 06470-1306

Phone (203) 426-7911
mary@jbquilter.com
www.jbquilter.com



Quilt Basket, Ltd.
Classes Fabrics Supplies

Shop online at
www.quiltbasket.com

Cambridge Commons
939 Route 376 #4
Wappingers Falls, NY 12590
(845) 227-7606

JANOME
Authorized Dealer

the **quilt cottage** Monday-Saturday
10 AM-6 PM

fabrics • yarn • gifts



414 mamaroneck avenue
mamaroneck, ny 10543

(914) 777-1-333

nancy c. rosenberger

Linda Speidell
President (914) 962-3328

Fabric Mart-NY, Inc.
Authorized PFAFF Sewing Machine Dealer

2019 Crompond Rd.
Yorktown Heights NY 10598 FabricMartNY@msn.com




The Country Quilter

344 Route 100, Somers NY 10589
(914) 277-4820 Fax (914) 277-8604
www.countryquilter.com
Proprietor: Claire Oehler

Quality Quilting Fabrics and Supplies
(open NSQG Meeting Nights until 7 pm)

BERNINA AUTHORIZED DEALER


FABRIC
CLASSES, SUPPLIES
KITS



THE QUILT SHOP

5 PADANARAM RD.-RT. 37
DANBURY, CT 06811
WORTH THE TRIP

GINNY MURPHY
TEL: 203-743-0543
wamquilt@aol.com

The Happy Quilter 

Authorized Bernina Dealer
Koala Cabinet Dealer
Premium Fabrics, Books, Notions & Classes

(845) 268-8744
3 Lake Ridge Plaza/Route 303
Valley Cottage, NY 10989



Only 25 Minutes
Outside New York City

Find us on the Web at: www.happyquilter.com

JO ANN PELLICANO-ALVAREZ For All Your Sewing Needs

The NIMBLE THIMBLE Inc.


19 PUTNAM AVENUE
PORT CHESTER, NY 10573
(914) 934-2934
nthimble@aol.com

Authorized Dealer
JANOME
Sewing Machines & Sergers